



»» **2026** RONIX PRODUCT GUIDE



20 YEARS

OF SQUARE ONE DISTRIBUTION

Our SQ1 family is so proud to present our 20th season of pro-shop driven products. Thank you for all the support, you motivate us to keep designing the world's best products and service. We are excited to see where the next 20 years take us.

Sincerely,

SQUARE ONE
- THE FAMILY OWNED AND OPERATED COMPANY.

RONIX

WAKESURFERS	4
WAKEBOARDS	43
BOOTS	74
FOILS	102
WAKESKATES	126
CGA VESTS	128
IMPACT JACKETS	155
WAKE ROPES	167
SURF ROPES	176
CASES	183
APPAREL	189
ACCESSORIES	191

A person is wakeboarding behind a blue and white speedboat on a tropical lake. The boat is moving from left to right, leaving a large white wake. The person is wearing a black life vest and red and yellow shorts. The background is filled with lush green palm trees and a clear sky. A semi-transparent dark grey box is overlaid on the left side of the image, containing white text.

WAKESURF

THE QUIVER

Our latest curation of the world's finest maritime decks.



RIDE FASTER
BUILT STRONGER

»» SURF SHAPES 101

With all of these shapes, sizes and constructions - how do you determine which one is right for you? The first step is to decide if you are looking for a skimmer, traditional surfer, or a hybrid deck.

SKIMMER

A fast, responsive board relying less on the fin. Preferred by riders that want a board that will break free easier for 360s and other tricks - these riders typically use a shorter length board than they would on a traditional surfer.

SURF

Smooth, fluid linked turns riding higher on the water with more pressure on the back half of the board to generate force through a turn.

HYBRID

For riders that like a little bit of everything - generating power through a bottom turn, but still releasing easily off the waterline.

LOWER PRICE

HIGHER PRICE

SKIMMER



SURF



HYBRID



» SURF CONSTRUCTIONS 101

Why so many surf constructions? All of our surfers can be put into 1 of 4 categories in varying price points. Those that prioritize lightweight, extra energy, extra dampening and of course durability – or those that want a combination of 2 of them.

HIGH ENERGY + DURABILITY

More hole shot response out of a turn with added power off the lip. In surfing we have 3 versions of these laminates that all do the same - but such different variations. Carbon Air Core 4. Made from a spread tow carbon that uses wider, thinner tapes of carbon, resulting in a smoother flatter surface and higher strength to weigh ratio compared to an interlaced woven carbon - the most unique and explosive skimmer in the industry. Dark Matter. In our eyes the holy grail of surf constructions. Made at our H.O.M.E. where Ronix was founded - this board starts off with an eco-friendly bio resin. Then we add this innegra material from France that is a first of its kind in wakesurfing - the pinnacle of reaction and control.

EXTRA DAMPENING + DURABILITY

A term rarely said in surfing is suspension. Choppier water conditions, steeper wakes, foamy lips, or just want a smoother feel. It's hard to beat the plush ride found in our Koal Classic with wood on the top and bottom. Extra Dampening + Added Durability - Even a softer ride with this added timber construction. The Element Core and Marsh "mellow" also makes for some of the strongest most durable series in our line.

LIGHTWEIGHT

First let's kick off with the Standard core. This is our baseline of creating a less is more surfer. An affordable value with great feel for the water and turns extra easy because of its low swing weight. Lightweight + Extra Energy - Flyweight and Flyweight Pro is for the rider that wants the best of both worlds being slender on the scale and boastful off the wake with added snap from carbon or S-Glass laminates.


EXTRA DURABILITY

All our boards are built with the first in class materials that won't break down over time. But three series put even more emphasis on the oops factor. Tuff Tech. - A durable lightweight and more affordable option with a protective laminate that breaks up the water for less resistance. Packed down to a grom series - with an even lighter version - Sonic Core.

LOWER PRICE

HIGHER PRICE

ENERGY + DURABILITY



DAMPENING + DURABILITY



LIGHTWEIGHT



EXTRA DURABILITY



CONSTRUCTIONS


ENERGY + DURABILITY

DARK MATTER



Makes up 27% of the universe – but all our latest surf construction. Handmade in the same building where Ronix was founded in the good ol' US of A using the most advanced aerospace materials available for that perfect blend of feedback and reactivity. Now featuring Speedwalls – ride faster and deeper into the pocket.


CARBON AIR CORE 4



An explosive feeling from our most responsive carbon construction. Using a high end spread toe carbon weave for the ultimate in reaction. Upgraded energy is now a pump away. Now featuring Speedwalls – ride faster and deeper into the pocket.


DAMPENING + DURABILITY

ELEMENT CORE




A 100% Paulownia wood wrapped around our lightweight surf core. Where science and nature meet for response and improved dampening.

KOAL CLASSIC



A hand shaped design made from a core like its saltwater brethren then mixed with some classic wood laminates for improved dampening.


MARSH "MELLOW"



The swing weight of a lightweight surfer – the durability of a wakeboard – and the forgiving ride of a marshmallow. Made from our lightweight Standard core, foam wrapped on the top for extra durability and lined with a bamboo base for extra suspension – making it one of the smoothest rides in wakesurfing.

LIGHTWEIGHT

FLYWEIGHT PRO



The lightweight feel of a Flyweight mixed with the extra reaction of a Carbon Air Core 4. This construction combines elements of 2 of our bestselling high-end constructions.

FLYWEIGHT



Less is more. These cores are designed with a minimalist approach, keeping the purest form of surf in mind. For many riders – lighter is better.

STANDARD CORE



Recently we took our more affordable core and put it on a surf diet. Now even price point boards are made using vacuum bagged lightweight surf cores.

»» CONT.

EXTRA DURABILITY

TUFF TECH



We took our popular Koal Classic and threw it in a mold and then wrapped it in our bulletproof Surface Skin. This durable, lightweight, and more affordable option with a protective laminate breaking up the water creating less resistance.

SONIC CORE



A rocket ship core and a durable wakeboard construction for the next generation of surfers. A fast but forgiving, inside wrapped with a strong outside.

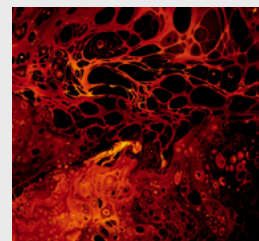
»» EXTRAS

HANDMADE BY ROBOTS



Every surfer we make removes human error. All our cores are machined to the exact tolerance we spec'd out.

LAVA RESIN



A high temperature resin used on all our surfers, built to withstand Mother Nature's extreme heat.

VENTS



Hate to break it to you but even surfers get a little gassy. No worries though, when your favorite deck is acting up, we have an exit strategy for that unwanted discharge.

BIO RESIN



Without sacrificing response or strength, these boards are made with resin made from plants. Free of the petroleum discharge of traditional crude oil-based resins.

»» TRACTION

RECYCLED FOAM

Eco-approved recycled foam traction putting an emphasis on save and salvage. Performance-minded pattern for added grip.



BLENDED GROOVED EVA

EVA with machined grooves blended with a soft rubber compound for a softer feel without sacrificing grip. Similar compound foam as our machined EVA sprinkled with some added comfort.



MACHINED EVA

High performance EVA built to withstand years of swells with as much traction as you can get out of foam. Most of these boards come with an arch support for your back foot, concave on your front foot for greater response, and an extra tall kicktail for added leverage.



THIS FAMILY USES THE

BUTTON FIN




MOM, WHY CAN'T WE
HAVE BUTTON FIN'S?

THIS FAMILY
WISHES
THEY HAD THE BUTTON FIN

GET YOURS TODAY



WITH EVERY TOOL-LESS FIN SYSTEM THE DIS-
ENGAGEMENT OF THE FIN COMES FROM LEVER-
AGE THAT YOU CREATE. A PUSH HERE, A PULL
THERE AND IN SOME SITUATIONS, A POUND
HERE. NOW, AT THE TOUCH OF A BUTTON YOUR
FIN WILL RELEASE. THE FORCE COMES FROM
THE INTERNAL BUTTON - NOT YOU. YEARS
AND YEARS IN THE MAKING BY THE SAME
SMART LAB COAT PEOPLE THAT BROUGHT YOU
BLACKOUT TECHNOLOGY. A LOCKED IN FEEL
THAT DISCONNECTS WITH A SIMPLE TOUCH OF
A BUTTON.

**BUTTON
TECH**

*PATENT PENDING

- + OSMO SHIMMER - DARK MATTER
- + SHIMMER - CARBON AIR CORE 4
- + BLUNT NOSE SHIMMER - ELEMENT CORE
- + DNA - FLYWEIGHT PRO
- + ATLANTIX - FLYWEIGHT
- + ALOHA LONGBOARD
- + TAKEOFF - MARSH 'MELLOW'
- + MSB - DARK MATTER
- + SEA CAPTAIN - TUFF TECH
- + WAVE KING SURFER - FLYWEIGHT
- + AURA SHIMMER - WOMEN'S FLYWEIGHT
- + SEA CAPTAIN - WOMEN'S TUFF TECH
- + ALPHA SQUAD SEA CAPTAIN - STANDARD CORE



►► MOUNTING SYSTEMS

BUTTON TECH MOUNTING SYSTEM

A hot button away from releasing your fins. After years of development, we are proud to present the easiest fin mounting system available.

Patent Pending

*Not interchangeable with Fin-S Fins.

FIN-S 2.0 MOUNTING SYSTEM

We have partnered with Fin-S on a proven and simple tool-less fin attachment. Using Spring Lock Technology, with an intuitive 2-stage engagement and removal.

*Not interchangeable with Button Fins.

BOTTOM MOUNT WITH TOOL SYSTEM

Not every Ronix surfer is a click away from riding. A few of our models still require a trusty tool to adjust the placement of a fin. An Allen wrench is included with these surf models.

*Not interchangeable with Fin-S or Button Fins.

BOX-IN-A-BOX

With Box-In-A-Box every fin plug is set to the exact depth of each board. Perfect fit and cleanliness every time. Might not seem like much – but the last thing you want is a floating fin plug.

Available on Button Tech & Fin-S.


BLUEPRINT CARBON FLOATING



More than just thin profiled tracking devices that cut harder, cleaner, and initiate turns with a timeless surf feel – they also have some phenomenal swimming skills. A carbon epoxy layup also makes them our stiffest, most responsive construction compatible with our Button Technology.

SIZE	BUTTON	FIN-S
1" CENTER	X	X
2.5" CENTER	X	X
3" CENTER	X	X
3" LEFT		X
3" RIGHT		X
3.5" CENTER	X	X
3.5" LEFT	X	X
3.5" RIGHT	X	X
4" CENTER	X	X
4" LEFT		X
4" RIGHT		X
4.5" CENTER	X	X
3.5"(2) 3" (1)	X	X
3 PACK		

CHEESE GRATER CARBON



You know that sensation when a beautiful block of Wisconsin's finest is about to get shredded through the grater? Each slice so fluidly created by a simple motion. Ever wonder what would happen with that same contraption on the water? Magical things. Mad scientists in tiny white lab coats created a fin with side perforations allowing small particles of water to pierce through the side of the fin for either a loose or locked in feel, depending on the fin placement.

SIZE	BUTTON
3.5" A SIDE	X
3.5" B SIDE	X

PIVOT CARBON FLOATING



Everybody is looking for an edge – now you have a new way to cut corners with a quicker turning radius. Pivot fins have a shorter base than our classic Blueprint fins for an easy shortcut.

SIZE	BUTTON	FIN-S
3.5" LEFT	X	X
3.5" RIGHT	X	X
4" LEFT		X
4" RIGHT		X

ALOHA FIBERGLASS



Nostalgic surf performance. The Aloha fin distinguishes itself in the Ronix fin lineup with a greater surface area while maintaining a shorter fin height. By embracing a keel style shape the Aloha Fin features more total length. This maintains board stability and hold in the wave without the feeling of increased drag. The result is a single fin that grips when you need it and is playful down the line.

SIZE BUTTON

3.6" CENTER X

FLO THRU CARBON



The sensation of hitting the gas pedal without spinning the tires. The Flo-Thru fin was designed for increased speed and less drag without sacrificing traction. Up your flow with the Flo-Thru fin.

SIZE BUTTON FIN-S

3.5" LEFT X

3.5" RIGHT X

4.5" LEFT X X

4.5" RIGHT X X

NUB CARBON FLOATING



Every great band needs a rhythm guitarist. They thicken up the sound, maintain momentum and add layers of variety to the music. Let us present to you the rhythm guitarist of surf fins. Our 1.8" NUB fin may not have the stage presence of the more raked Blueprint, quicker turning Pivot, or faster Flo Thru Fins, but they add stability to your aquatic navigation.


SIZE BUTTON FIN-S

1.8" CENTER X X

1.8" LEFT X

1.8" RIGHT X

BLUEPRINT FIBERGLASS



A similar rake and outline as the floating version. These standard fins are made of a traditional fiberglass. They don't have the response of our other Fin-S Fins – but they are used on the same tool-less mounting system.

SIZE BUTTON FIN-S

3" CENTER X X

4" CENTER X X

ALFRED FIBERGLASS



Named in honor of the great polycarbonate pioneer. A solid overall fin for the average recreational level surfer. These transparent creations can easily be adjusted with an Allen wrench.

SIZE BUTTON FIN-S

2.3" CENTER X X

2.9" CENTER X X

KID'S FIBERGLASS



Smaller in stature, but perfect in performance for the next generation of surfers. Designed specifically for the Kid's Series. These fins can easily be adjusted with an Allen wrench.

SIZE BOTTOM MOUNT

1.5" CENTER X

2.3" CENTER X

2.3" CENTER X

TURBO 3000 PROP

A full-page photograph of a person surfing on a wave. The surfer is in mid-air, performing a maneuver that creates a large, dynamic splash of white water. The surfer is wearing a colorful wetsuit. The wave is dark green, and the sky is a clear, bright blue. In the background, some distant buildings and a seagull are visible.

SKIMMERS

MEN'S COLLECTION

Make the lake your personal skatepark.

FAST BUT STABLE, REACTIVE BUT COMPOSED

▶▶ OSMO SKIMMER DARK MATTER

CATEGORY

**HIGH ENERGY +
DURABILITY**

RIDING LEVEL

ADVANCED

PAD

**BLENDED
GROOVED EVA**

FIN SYSTEM

BUTTON

FLOATING FINs

1 · 2.5" BLUEPRINT
1 · 1" BLUEPRINT



This responsive masterpiece received some incredible new features and additional sizes. We've added Urethane sidewalls around the profile of the board appropriately called Speedwalls – making the board faster, stronger and riding higher on the water. Space age materials outputting that perfect blend of reactivity and control. This low rocker, wide profile Dylan Matthews signature eco-friendly board featuring our intuitive button fin system and floating fins is a perfect series for the elite waterman but still works well for those new to the sport.

BIO RESIN

SPEEDWALLS

MADE AT THE H.O.M.E. OF RONIX (USA)



MEN'S SKIM

48"

UP TO 165
9.7
1.7
21

51"

165+
10.6
1.8
21.5

55"

180+
11.8
2
22

length (in)

WEIGHT (LBS)
VOLUME (LTRS)
ROCKER (IN)
MAX WIDTH (IN)



TRADITIONAL SKIMMER SHAPE MEETS A FUTURISTIC ONE-OF-A-KIND NEW CONSTRUCTION

SKIMMER CARBON AIR CORE 4

CATEGORY

**HIGH ENERGY +
DURABILITY**

RIDING LEVEL

ADVANCED

PAD

**BLENDED
GROOVED EVA**

FIN SYSTEM

BUTTON

FLOATING FINs

1 · 2.5" BLUEPRINT

1 · 1" BLUEPRINT



For riders who want that pure skim feel with a next-gen twist. This low-volume shape delivers less swing weight and quicker spins, and is now upgraded with Speedwalls – these urethane sidewalls make the board faster, tougher, and ride higher on the water. The Carbon Air Core 4 packs a punch thanks to its high-grade spread tow carbon, the same ingredients used in our elite foil line. With a reinvented rockerline, a smooth arc through the middle and flatter rails for more speed and stability.

HYBRID ROCKER

SPEEDWALLS



MEN'S SKIM

53"

UP TO 175
8.8
2.2
21.2

58"

160+
10.5
2.4
21.2

length (in)

WEIGHT (LBS)
VOLUME (LTRS)
ROCKER (IN)
MAX WIDTH (IN)



EXTRA SPEED, STABILITY, GRIP, AND DAMPENING

BLUNT NOSE SKIMMER

ELEMENT CORE

CATEGORY

**EXTRA
DAMPENING +
DURABILITY**

RIDING LEVEL

ALL LEVELS

PAD


**BLENDED
GROOVED EVA**

FIN SYSTEM

BUTTON

FLOATING FINs

1 - 2.5" BLUEPRINT
2 - 1.8" NUB



A new breed of skimmer for riders who want the agility of a thin, pintail skim board — but with the added stability of a wider longboard nose. The result? Faster starts, more confident tricks, and a whole new level of versatility on smaller wakes. Built with a lightweight surf core wrapped in a wood laminate exterior, this board delivers a smooth, dampened ride that absorbs energy instead of amplifying it. The Blunt Nose Skimmer also features two additional outside nub fins for extra grip and control. Deep water starts, spins, airs — all require less effort (and are a lot more fun).

ECO CONSTRUCTION**WOOD LAMINATE**

54" 58"

UP TO 200
10.3
2.2
20.8

170+
12.1
2.4
20.8

length (in)

WEIGHT (LBS)
VOLUME (LTRS)
ROCKER (IN)
MAX WIDTH (IN)

OUR THINNEST PROFILED, LIGHTWEIGHT, MINIMALIST PERFORMER

►► SKIMMER FLYWEIGHT

CATEGORY

LIGHTWEIGHT

RIDING LEVEL

ADVANCED

PAD

**BLENDED
GROOVED EVA**

FIN SYSTEM

FIN-S

FLOATING FINS

1 - 1.0" BLUEPRINT



Swing weight is a thing of the past with our thinnest profile, lightweight performer. With a minimalist skim style shape, thickness and construction, this thinned-out version of the High Voltage Beaux Board, is for the rider that wants a lighter board, but also a board that will sit deeper in the water. Because it isn't as buoyant you get more contact with the water and can ride with a smaller fin or even no fin at all making it easier to break free for shuvit style tricks. This shape comes with tail rocker for more control while in the forward position and is less likely to dunk the nose riding switch. Less weight equals added rotation on your tricks, and the thinner profile sits even deeper for more natural board control. A high-end skimmer complementing the wide profile Blunt Nose Skimmer, and the stiffer carbon models. A lightweight, performance driven shape at a more mortal price point. For the competitive surfer looking for a less expensive high-end skimmer.

HIGH TEMP RESIN

LIGHTWEIGHT CORE



MEN'S SKIM

4'2"	4'5"	4'8"	length (ft/in)
UP TO 155	UP TO 175	UP TO 200	WEIGHT (LBS)
7	7.5	8	VOLUME (LTRS)
1.8	1.9	2.1	ROCKER (IN)
20.2	20.5	20.5	MAX WIDTH (IN)



THE KICKOFF TO YOUR SKIM JOURNEY

SKIMMER

STANDARD CORE

CATEGORY

LIGHTWEIGHT

RIDING LEVEL

INTERMEDIATE

PAD

MACHINED EVA

FIN SYSTEM

FIN W/TOOL

FLOATING FINS

2 · 2.3" ALFRED

1 · 2.9" ALFRED



Skim style tricks and a stable 3-fin configuration on our most affordable option. A handmade construction made with a similar foam as our more advanced Flyweight Skimmer. The Standard Core Skimmer makes that 360 spin even easier and has more stability than a traditional skimmer. This board delivers style, comfort, and performance. The gateway for skim purists when ridden with a single fin and provides a more confident ride with 3 fins. The gateway to your pintail journey.

HIGH TEMP RESIN

LIGHTWEIGHT CORE



MEN'S SKIM

4'5" 4'10" 5'2"

 UP TO 180
8.8
2.2
21

 170+
9.2
2.3
21

 180+
9.6
2.4
21

length (ft/in)

 WEIGHT (LBS)
VOLUME (LTRS)
ROCKER (IN)
MAX WIDTH (IN)




SURFERS

MEN'S COLLECTION

Chase the endless summer with our smooth, but powerful cutback kingpins.

POWERFUL YET PREDICTABLE · THE BEST AIRING BOARD WE'VE EVER MADE

▶▶▶ DNA FLYWEIGHT PRO

CATEGORY

**LIGHTWEIGHT
+ENERGY**

RIDING LEVEL

**ADVANCED/
INTERMEDIATE**

PAD


RECYCLED EVA

FIN SYSTEM

BUTTON

FLOATING FINS

2 · 4.5" FLO THRU*
1 · 1.8" NUB



*NON FLOATING

The Flyweight Pro DNA offers the best of both worlds — the feel of a forgiving daily driver and the instant power of a competition-ready surfer. Designed to boost higher airs and effortless 3s without having to pump to stay in the wave. Handmade with USA S-Glass for a quicker reaction time, this is a board that rips in comps but is still fun and forgiving for intermediate riders chasing their first tricks. A shape that sparks progression and leaves a smile a mile wide. For 2026 we came out with all new 4'2 and 4'5 sizes - shorter in length and sleeker in volume but still have title of king of airs.

RECYCLED SURF SOCK

USA - S GLASS



MEN'S SURF

4'2" 4'5" 4'8"

UP TO 180
16.3
2.7
20

150+
19.2
2.9
20.5

165+
20.3
2.9
20.5

length (ft/in)

WEIGHT (LBS)
VOLUME (LTRS)
ROCKER (IN)
MAX WIDTH (IN)



OCEAN-INSPIRED SURFBOARD FOR YOUR FRESHWATER JOURNEY

▶▶ ATLANTIK FLYWEIGHT

CATEGORY

**LIGHTWEIGHT
+ENERGY**

RIDING LEVEL

**ADVANCED/
INTERMEDIATE**

PAD

**BLENDED
GROOVED EVA**

FIN SYSTEM

BUTTON

FLOATING FINS

2 · 3.5" PIVOT LEFT/RIGHT
2 · 1.8" NUB




Toss buckets with this high-performance slash master. An ocean inspired traditional surfer with a reactive tip and locked in turn. The best slashing board we have ever made. The Atlantik is designed for powerful bottom turns, off-the-lip airs and walls of spray. A performance driven surfer that features instant feeling power and response. In 2023 we added a sharper, skim-style rail in the tail of the Atlantik increasing speed. We also made the construction lighter, allowing the board to feel more reactive. An updated shape in 2025 features a slightly wider tail profile increasing pocket and down-the-line speed along with some added carbon stringers for a little extra kick in this already reactive surfer.

QUAD FIN

FANG TAIL

DOME TOP



4'7"	4'9"	4'11"	length (ft/in)
UP TO 185	160-210	180+	WEIGHT (LBS)
20.8	23.1	25.7	VOLUME (LTRS)
3.7	3.9	4	ROCKER (IN)
20.1	20.8	21.6	MAX WIDTH (IN)



THE 1 BOARD QUIVER

FISH KOAL CLASSIC

CATEGORY

**EXTRA
DAMPENING +
DURABILITY**

RIDING LEVEL

ALL LEVELS

PAD

MACHINED EVA

FIN SYSTEM

FIN-S

FINS

2 - 4" BLUEPRINT
1 - 3" BLUEPRINT



Our best-selling funboard series is a versatile shape that withstands time in the progression of surfer designs and constructions. A clean bottom, fast rockerline, and smooth rails combined with the swallowtail Fish profile allows it to ride loose, breaking free on the top of the lip, yet still responsive for a bottom turn drive that will get you there on time. You'll get recreational level ease and stability from this smooth ride - a perfect board for us inlanders looking for wake slashing adaptability. A ride for all styles and abilities looking for a smoother more forgiving construction.

WOOD LAMINATES**SWALLOWTAIL "FUNBOARD" DESIGN**

4'6"	5'	5'6"	length (ft/in)
UP TO 175	155+	170+	WEIGHT (LBS)
16.8	19.6	21.6	VOLUME (LTRS)
4	4	4	ROCKER (IN)
20.6	21.6	21.6	MAX WIDTH (IN)

BUCKLE UP, THERE IS A NEW JUMP START TO YOUR SURF CAREER

»» TAKEOFF MARSH "MELLOW"

CATEGORY

**EXTRA
DAMPENING +
DURABILITY**

RIDING LEVEL

**BEGINNER /
INTERMEDIATE**

PAD

MACHINED EVA

FIN SYSTEM

BUTTON

FINS

3 · 3" BLUEPRINT



3"

The Takeoff is designed to jumpstart your surf journey. With a wide nose, high-volume shape, and forgiving soft construction, it's the fastest, most stable ride for new riders. Unlike thin, sharp-edged beginner boards that prioritize grip, the Takeoff trades a little traction for extra down-the-line speed and a looser, cruiser feel. A true blend between a fast longboard nose and a playful fish-style tail, it's perfect for building confidence with extra speed and dampening with its unique wood construction while also having fun right out of the gate.

ECO WOOD BASE

SOFT EVA TOP



4'5"	4'11"	length (ft/in)
UP TO 200	160+	WEIGHT (LBS)
17.5	21.8	VOLUME (LTRS)
2.1	2.3	ROCKER (IN)
21.4	21.4	MAX WIDTH (IN)

A NEW, SUNDAY CRUISE, TOES ON THE NOSE, SPECIAL

▶▶▶ ALOHA LONGBOARD MARSH "MELLOW"

CATEGORY

**EXTRA
DAMPENING +
DURABILITY**

RIDING LEVEL

ALL LEVELS

PAD

MACHINED EVA

FIN SYSTEM

BUTTON

FINS

1 · 3.6" ALOHA



The world needs more relaxation and faster riding longboards. Like any proven longboard shape, we designed the Aloha with a stable, easygoing, soul-turn feel that you can comfortably walk up and down the board with. Now you can preserve your speed with the added volume throughout the nose section. A pronounced concave allows this board to turn harder and quicker than most other long boards out there. A new soft top construction prevents those unwanted dings but also provides added dampening with a bamboo laminate on the base. Chase the endless summer with a classic Waikiki inspired hang ten special - now with a faster shape and more forgiving construction.

ECO WOOD BASE

SOFT EVA TOP



5'2"

150+
25.2
3.9
21.5

length (ft/in)

WEIGHT (LBS)
VOLUME (LTRS)
ROCKER (IN)
MAX WIDTH (IN)





»» HYBRID SURFERS

MEN'S COLLECTION

Part skim part traditional surf – for the rider that wants a perfect combination of a smooth surfer and a reactive skimmer.

THE FULLY REVAMPED HYBRID PRODIGY

▶▶▶ M50

DARK MATTER

CATEGORY

**EXTRA ENERGY
+ DURABILITY**

RIDING LEVEL

**ADVANCED /
INTERMEDIATE**

PAD

**BLENDED
GROOVED EVA**

FIN SYSTEM

BUTTON

FLOATING FINS

2 - 3.5" CHEESE GRATER*
A/B
2 - 1.8" NUB



*NON FLOATING

A shape that refuses to be put in a box. The M50 brings the best of skim and surf worlds together with a fast, responsive ride that adapts to any style. New for this year: Speedwalls for added strength and glide, a quad fin setup, a revamped tail outline for more drive, and a touch more rocker for powerful turns. Built with eco-friendly Dark Matter construction, the M50 is ready to match your energy whether you're tossing buckets or locking in 3-shuvs. Comes with our unique Cheese Grater fins—tight or loose, depending on which side you mount them.

BIO RESIN

SPEEDWALLS

MADE AT THE H.O.M.E. OF RONIX (USA)



MEN'S HYBRID

4'5"	4'10"	length (ft/in)
UP TO 190	170+	WEIGHT (LBS)
11.6	12.6	VOLUME (LTRS)
2.1	2.3	ROCKER (IN)
21.4	21.4	MAX WIDTH (IN)



YOUR VOYAGE TO A HARD CHARGING THRUSTER - LOCKED IN RESPONSE.

▶▶ SEA CAPTAIN TUFF TECH

CATEGORY

**EXTRA
DURABILITY**

RIDING LEVEL

ALL LEVELS

PAD

MACHINED EVA

FIN SYSTEM

BUTTON

FINS

3 - 3" BLUEPRINT



3"

Your voyage to a hard charging thruster, the Sea Captain is an on-the-rail drive surfer. A thruster inspired shape for surfers looking for on-the-gas edge hold. This board has a narrower outline allowing it to sit deeper in the water. The result is a strong edge that will lock into a turn. For the rider that wants a strong, powerful cutback, but also wants to feel more connected. This is a quicker reacting version of our other proven traditional surfers. Can't sleep at night? We have some radiant glow in the dark skulls for your nocturnal pleasure.

LIGHTWEIGHT CORE

PROTECTIVE SURFACE SKIN



MEN'S HYBRID

4'4"	4'7"	4'10"	length (ft/in)
UP TO 185	UP TO 200	160+	WEIGHT (LBS)
13.5	14.5	15.5	VOLUME (LTRS)
3.7	3.9	4.1	ROCKER (IN)
19.8	19.9	20	MAX WIDTH (IN)



LIGHTWEIGHT VERSATILITY – LOOK ON THE BRIGHTSIDE

▶▶ BRIGHTSIDE STANDARD CORE | WITH STRAPS

CATEGORY

LIGHTWEIGHT

RIDING LEVEL

**BEGINNER /
INTERMEDIATE**

PAD

MACHINED EVA

FIN SYSTEM

FIN W/ TOOL

FINS

2 · 2.3" ALFRED
1 · 2.9" ALFRED



This great lightweight board will progress all aspects of surfing and is nearly two pounds less than the previous version. Look on the Brightside with our most affordable and versatile ride as the foundation of your wakesurfing experience. Featuring removable, adjustable foot straps, fitting most feet sizes, allowing for effortless deep-water starts, or wakeboard inspired tricks. Lightweight overall surf performance in our most solid / connected shape created for the learning curve and the progression of the endless summer. Much like its M50 and Koal Classic counterparts this versatile shape is a one board quiver. Along with being easy to ride for beginners, the Brightside has characteristics appreciated by all styles and abilities.

LIGHTWEIGHT CORE

FOOT STRAPS INCLUDED



MEN'S HYBRID

4'9"

135-185
10.7
2.2
20.5

5'2"

175+
12.6
2.4
20.5

length (ft/in)

WEIGHT (LBS)
VOLUME (LTRS)
ROCKER (IN)
MAX WIDTH (IN)





XL SURFERS

MEN'S COLLECTION

A collection of rides for the 200lb + club

THE 360 SPECIAL FOR BIG RIDERS

WAVE KING SKIMMER

KOAL CLASSIC

CATEGORY

**EXTRA
DAMPENING +
DURABILITY**

RIDING LEVEL

ALL LEVELS

PAD

MACHINED EVA

FIN SYSTEM

BUTTON

FLOATING FINs

3 - 3" BLUEPRINT



There is a new General in the skim world. A one size only ride created for XL riders offering over twice the surface area of some of our other skimmers. A responsive concave bottom design, fast rockerline, but most importantly the volume to have any boss of the waterway exploring their 360's with a newfound comfort. Made from our best-selling Koal Classic construction for a blend of less weight and more dampening and our new super easy to use button fin system. The Wave King series features a test team of riders up to 300 lbs. riding either the easier-to-360 skimmer version, or the more powerful cutback surf model.

WOOD LAMINATES

EXTRA VOLUME



XL SURFER

5'1"

200+
16.4
2.6
22.5

length (ft/in)

WEIGHT (LBS)
VOLUME (LTRS)
ROCKER (IN)
MAX WIDTH (IN)



GRANDE SIZE, WITH SUPERCHARGED TURNS

WAVE KING SURFER FLYWEIGHT

CATEGORY

LIGHTWEIGHT

RIDING LEVEL

ALL LEVELS

PAD

BLENDED
GROOVED EVA

FIN SYSTEM

BUTTON

FLOATING FINs

2 - 3.5" BLUEPRINT
LEFT/RIGHT

1 - 3" BLUEPRINT



3.5"

3"

Bigger rider looking to toss some performance driven buckets? The Wave King series features a test team of riders up to 300 lbs. riding either the more powerful cutback surf version or the easier-to-360 skimmer model. A smooth floaty rail and fast rockerline inspired by one of our favorite ocean surfers we have made over the years, and most importantly, a volume to keep any size waterman locked in with the wave. Made in our lightweight Flyweight construction with our new super easy-to-use button fin system and three locked-in floating fins for a stable, mega-fast formidable new surfer. We have also had a lot of fun riding this shape without a boat in standing wave machines. This Wave King comes with a leash plug so you can ride your local river swell.

LEASH PLUG

EXTRA VOLUME



XL SURFER

5'7"

200+
28.9
3.7
20.1

length (ft/in)

WEIGHT (LBS)
VOLUME (LTRS)
ROCKER (IN)
MAX WIDTH (IN)

»» SURFERS

WOMEN'S COLLECTION

One is synonymous with speed. Another likes to spin to win. Our most popular one can do just about everything. All 3 designed specifically for the first lady of the waterway.



SMALL IN SIZE - MASSIVE IN PERFORMANCE

►►► AURA SKIMMER FLYWEIGHT

CATEGORY

LIGHTWEIGHT

RIDING LEVEL

ADVANCED

PAD

**BLENDED
GROOVED EVA**

FIN SYSTEM

BUTTON

FLOATING FINS

1 · 2.5" BLUEPRINT

1 · 1" BLUEPRINT



New for 2026 the Aura is a more compact version of the Osmo, built with our ultra-responsive Flyweight construction—perfectly tuned for women skimmers looking for a forgiving yet reactive board with less swing weight and effortless control. Responsive underfoot and explosive off the lip, this board proves that precision and power don't need to come in a big package.

WOMEN SPECIFIC DESIGN

**LIGHTWEIGHT CORE
WRAPPED WITH CARBON**



WOMEN'S SKIM

48"

UP TO 155

9.8

1.7

21

52"

UP TO 180

10.5

1.8

21

length (in)

WEIGHT (LBS)

VOLUME (LTRS)

ROCKER (IN)

MAX WIDTH (IN)



THE 1 BOARD QUIVER

►►► FISH

KOAL CLASSIC

CATEGORY

**EXTRA
DAMPENING +
DURABILITY**

RIDING LEVEL

ALL LEVELS

PAD

MACHINED EVA

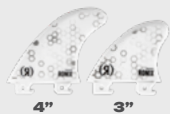
FIN SYSTEM

FIN-S

FIBERGLASS FINs

2 · 4" BLUEPRINT

1 · 3" BLUEPRINT



Our best-selling funboard series is a versatile shape that withstands time in the progression of surfer designs and constructions. A clean bottom, fast rockerline, and smooth rails combined with the swallowtail Fish profile allows it to ride loose, breaking free on the top of the lip, yet still responsive for a bottom turn drive that will get you there on time. You'll get recreational level ease and stability from this smooth ride – a perfect board for us inlanders looking for wake slashing adaptability. A ride for all styles and abilities.

WOOD LAMINATESSWALLOWTAIL "FUNBOARD" DESIGN

WOMEN'S SURF

4'5"	4'10"	length (ft/in)
UP TO 170	140-180	WEIGHT (LBS)
14.2	18.9	VOLUME (LTRS)
3.7	4	ROCKER (IN)
20.6	21.6	MAX WIDTH (IN)



HAIRPIN TURNS AND ADDED DURABILITY IN THIS WOMEN'S SERIES

▶▶▶ SEA CAPTAIN TUFF TECH

CATEGORY

**EXTRA
DURABILITY**

RIDING LEVEL

ALL LEVELS

PAD

MACHINED EVA

FIN SYSTEM

BUTTON

FIBERGLASS FINs

3 · 3" BLUEPRINT

3"

A women's surfer created for quick reacting on-the-rail drive. The Sea Captain is a thruster inspired shape for riders that want to get from point A to B quicker than any other model. This board has a narrower outline and sharper rails than most allowing it to sit deeper in the water with a strong edge through cutbacks or driving up or down the face of the wave.

LIGHTWEIGHT CORE**PROTECTIVE SURFACE SKIN**

WOMEN'S HYBRID

4'4"UP TO 170
13.5
3.7
19.8**4'7"**UP TO 200
14.5
3.9
19.9

length (ft/in)

WEIGHT (LBS)
VOLUME (LTRS)
ROCKER (IN)
MAX WIDTH (IN)

SURFERS

KID'S COLLECTION

Cutbacks, airs, and spins are all becoming second nature for the Alpha generation. 5 models that will get them to point b quicker and smoother.



A QUICK REACTING SURFER DESIGNED BY THE NEW LEADERS OF THE ENDLESS SUMMER

▶▶ ALPHA SQUAD SEA CAPTAIN STANDARD CORE

CATEGORY

LIGHTWEIGHT

RIDING LEVEL

ALL LEVELS

PAD

MACHINED EVA

FIN SYSTEM

BUTTON

FINS

2 · 2.3" ALFRED

1 · 2.9" ALFRED



A hard charging thruster for the Alpha Generation. A series for riders that have outgrown our Sonic Kid's series and are ready for a smaller size version of one of our best-selling adult shapes. The Alpha Squad Sea Captain allows the teenage surfer to move into a shape based off the adult Tuff Tech Sea Captain. Made from our lightweight Standard Core construction, the Sea Captain shape features a hybrid profile which is great for kids who like surf or skim style wake surfing. The Alpha Generation of shredders now has a home in the Alpha Squad by Ronix.



KID'S HYBRID

4'2"

UP TO 160

12.6

3.5

19.6

length (ft/in)

WEIGHT (LBS)

VOLUME (LTRS)

ROCKER (IN)

MAX WIDTH (IN)



THE ULTIMATE SKIMMER INTRODUCTION FOR THE YOUTH

SKIMMER SONIC

CATEGORY

**EXTRA
DURABILITY**

RIDING LEVEL

**ADVANCED /
INTERMEDIATE**

PAD

MACHINED EVA

FIN SYSTEM

FIN W/ TOOL

FINS

2 · 1.5" ALFRED

1 · 2.3" ALFRED

1 · 2.3" TURBO 3000



Spinning grom's unite - we have a turbo 3000 propelled skimmer created for the next generation. Our most affordable and durable kid's surfer creating the platform for a well-executed 360 for riders up to 80 lbs. With three fins, this board will track harder and feel more secure in the water than other skimmers. Made from a construction like our best-selling wakeboards, stronger than most kid's surfers and easier to submerge for deep water starts with a thin profile. This board will help you perfect your ollie and session easier rotations. Also comes with a performance award sticker pack with the various tricks that should be on any grom's to do list.



3'11"

UP TO 180

7.6

2.6

18.3

length (ft/in)

WEIGHT (LBS)

VOLUME (LTRS)

ROCKER (IN)

MAX WIDTH (IN)



A STABLE, HIGH SPEED GROM RIDE

▶▶▶ POWERTAIL SONIC

CATEGORY

EXTRA DURABILITY

RIDING LEVEL

ALL LEVELS

PAD

MACHINED EVA

FIN SYSTEM

FIN W/ TOOL

FINS

2 · 1.5" ALFRED

1 · 2.3" ALFRED

1 · 2.3" TURBO 3000



Designed for kids that don't know how to pump yet or are riding behind small waves. The surfer combines the stable aspects of a Longboard, the bottom turn drive of a thruster, and the ability to air out like no other kid's board out there. There has never been a board with this much surface area in the tail for bigger airs off the top deck, that can also easily be ridden behind smaller size boat wakes. With 3 fins this board will track harder and feel more secure in the water. Also comes with a performance award sticker pack with the various tricks that should be on any grom's to do list. But most importantly it has a little extra assistance by our propelled Turbo 3000 fin. A stable, high speed grom ride.



3'9"

UP TO 100

12

3.1

17.3

length (ft/in)

WEIGHT (LBS)

VOLUME (LTRS)

ROCKER (IN)

MAX WIDTH (IN)



A FUNBOARD FOR THE BOYS

▶▶▶ BOY'S FISH SONIC

CATEGORY

**EXTRA
DURABILITY**

RIDING LEVEL

ALL LEVELS

PAD

MACHINED EVA

FIN SYSTEM

FIN W/ TOOL

FINS

2 · 1.5" ALFRED

1 · 2.3" ALFRED

1 · 2.3" TURBO 3000



A thinner profiled, 3'9 length, all-around fun board. A deep swallow tail that can easily break free on the top of the lip yet has the bottom turn drive to get you there quickly. A versatile shape that withstands time in the progression of surfer designs and constructions. A clean bottom, fast rockerline, and smooth rails combined with the swallowtail Fish profile allows it to ride loose, breaking free on the top of the lip, yet still responsive for a bottom turn drive that will get you there on time. You'll get recreational level ease and stability from this smooth ride – a perfect board for us inlanders looking for wake slashing adaptability. A ride for all styles and abilities. With 3 fins this board will track harder and feel more secure in the water. Also comes with a performance award sticker pack with the various tricks that should be on any grom's to do list. But most importantly it has a little extra assistance by our propelled Turbo 3000 fin.



3'9"

UP TO 80

7.3

2.9

17.3

length (ft/in)

WEIGHT (LBS)

VOLUME (LTRS)

ROCKER (IN)

MAX WIDTH (IN)



A FUNBOARD FOR THE GIRLS

▶▶▶ GIRL'S FISH SONIC

CATEGORY

EXTRA DURABILITY

RIDING LEVEL

ALL LEVELS

PAD

MACHINED EVA

FIN SYSTEM

FIN W/ TOOL

FINS

2 · 1.5" ALFRED

1 · 2.3" ALFRED

1 · 2.3" TURBO 3000



A thinner profiled, 3'9 length, all-around fun board. A deep swallow tail that can easily break free on the top of the lip yet has the bottom turn drive to get you there quickly. A versatile shape that withstands time in the progression of surfer designs and constructions. A clean bottom, fast rockerline, and smooth rails combined with the swallowtail Fish profile allows it to ride loose, breaking free on the top of the lip, yet still responsive for a bottom turn drive that will get you there on time. You'll get recreational level ease and stability from this smooth ride – a perfect board for us inlanders looking for wake slashing adaptability. A ride for all styles and abilities. With 3 fins this board will track harder and feel more secure in the water. Also comes with a performance award sticker pack with the various tricks that should be on any grom's to do list. But most importantly it has a little extra assistance by our propelled Turbo 3000 fin.



3'9"

UP TO 80

7.3

2.9

17.3

length (ft/in)

WEIGHT (LBS)

VOLUME (LTRS)

ROCKER (IN)

MAX WIDTH (IN)

A person is wakeboarding on a lake at sunset. The sun is a large, bright orange circle in the sky, casting a warm glow over the scene. The wakeboarder is in the foreground, wearing a dark tank top and light blue shorts, holding a rope that extends across the water. A large, white wake is visible behind them. In the background, there are palm trees and other vegetation along the shoreline. The overall color palette is dominated by warm oranges, yellows, and blues.

WAKEBOARDS

ALL THINGS WAKE

We celebrate our 20th year of making the most advanced line of wakeboards at Ronix. Blackouts that have more control. Air Cores that have less swing weight. Parks boards that can just be summarized as pure glee. Enjoy the ride!

ROCKER

3-STAGE



An exaggerated rocker line with a later arc and a higher degree of angle provides a more straight up explosive pop. This style of rocker creates more of an instant buck off the wake.

CONTINUOUS



An earlier arc with a mellower degree will have a smoother, more consistent glide up the wake. A rider will be able to carry more speed up the transition and land tricks farther out into the flats.

HYBRID



A combination of the traits of 3-Stage and Continuous rocker lines. For the rider who wants to dictate what style of snap they will have depending on how they edge into the wake.

BETTER VAULT/KRUSH



BEST ONE BLACKOUT/LEGACY



BETTER PARKS



BEST RXT



BETTER DISTRICT/QTM



BEST SUPREME/RISE



»» ENERGY

A board's performance is not only affected by the rocker - but also by the ingredients on the inside. For decades we have used countless cores that store and release energy for different reasons. We rate all of our boards 1 through ten. 10 Being the most instant - 1 being most stored energy.

INSTANT

RXT
ONE BLACKOUT
ONE LEGACY
SUPREME
RISE
RX1

Instant energy takes place the second the tip of the board hits the wake. For riders that can handle the added kick.

NEUTRAL

PARKS
DISTRICT
VAULT
QUARTER 'TIL MIDNIGHT
129 DISTRICT

Doesn't have the radioactive amplitude of instant energy, or the postponed kick of its stored counterpart. Neutral energy prefers to sit quietly in the middle of takeoff purgatory - not too quick, not too late.

STORED

KRUSH
125 + 130 VAULT
VISION
AUGUST

A delay in the energy means the rider is given more time to generate the full lift while the power builds from the tip all the way to the tail of the board. A construction that's easier on your body.



»» CORES

BLACKOUT TECHNOLOGY



What happens when white lab coat innovations meet non-disclosure agreements? Blackout Technology - Reduced swing weight, increased amplitude and the ultimate in feedback - unfortunately we are sworn to secrecy on the ingredients.

AIR CORE 3



A lightweight responsive, Italian import, foam core.

LEGACY CORE



A new twist on an old classic. This gem took attributes of our popular Modello Core and then added dampening qualities. The result is a quiet board even on those loud days with less-than-ideal water conditions. Preferred by all levels of riders that are looking for high end shapes with a forgiving construction.

MODELLO CORE



Our super saucy Mod Pour foam is a blend of atoms made with our highest strength to weight ratio. Setting the standard of the most refined recipe of poured foam for new to intermediate level riders.


»» SIDEWALLS

SPEEDWALLS




Vertical poured urethane creates more top water speed and a durable bumper that prevents delamination.

KRYPTO CABLE



Multiple fibers are brewed and then woven together to make a stronger compound. The Krypto Cable surrounds the profile of the board and is fused together with the core. Combined with our monocoque laminated glass, this cable makes the sidewalls the strongest part of the board - not the weakest.


MONOCOQUE



A wrapped glass from the bottom to the top so the flash line is no longer the weak point of the board but is now the strongest. A more durable construction and a torsionally stiffer ride. Interweaving works in greetings and in boards.

MATERIALS

PRE-TENSION FIBERGLASS



We recently developed a process that gives a Blackout wakeboard a takeoff packed with extra energy, but maintains the smooth landings of a forgiving fiberglass. We created a machine that pulls the fiberglass tight when it goes into the mold – these loaded fibers make for a stiffer snap – without sacrificing water feel.

M6 INSERTS




The Euros have it figured out. A higher thread count means more hold on a shallower depth. So now we can go to thinner profiled boards with a shorter insert without sacrificing boot lock down. The result is boards with more feel and contact on the water. Available on every series.

MAGIC CARPET



We are always sourcing new fiberglass materials trying to find that perfect weave allowing just enough resin to bleed through and adhere to our Magic Carpet.

LOW FRICTION BASE



Developed to get you there quicker. A bottom sheet that's not a drag.

WAKE FINS

RAMP

.8" | 1.0" | 1.2"

The purist fin. A clean ride with the least amount of turbulence. Precision edge hold and a powerful cutback.



ASYM

.6" | .8"

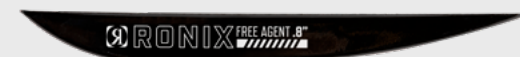
High speeds in a straight line, without the locked in feel when turning. A combination of Ramp and Free Agent.



FREE AGENT

.8"

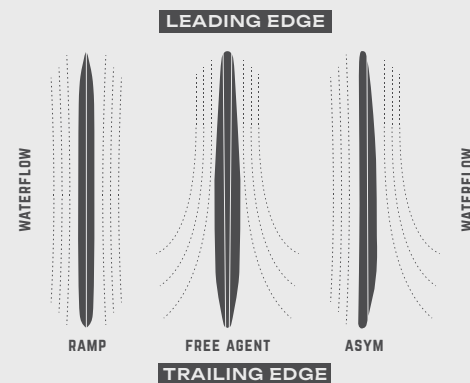
A molded-in feel on a detachable fin. Rides loose, relaxed, and will break free with ease. The ultimate freeride feel.



HOOK

1.75"

For riders that are in choppy water conditions or new riders that want the most locked-in stable fin in wakeboarding.




ECO

ENERGY



Several years ago we flipped the switch to solar. Most of our boards, skis, surfers and skates have been powered by the sun for many moons.

BIO RESIN




We have switched several products to a plant-based resin without sacrificing strength in anyway- yup skis and surfers made from lettuce. Free of the petroleum discharge of traditional crude oil based resins.

PVC FREE



Every year there are 40 million tons of PVC produced. Fortunately, since the inception of Square One, all our footwear has been made without phthalates.

H2O YARN



A wide selection of our fabrics are knitted with yarn made from recycled plastic bottles.

NATURE'S NEOPRENE



Neoprene is normally made of petrochemicals - instead we use neoprene made from Limestone. It also lasts longer and is more comfortable.

H2O GLUE



The majority of our neoprene is laminated together with water-based glue.



OUR LATEST PROGRESSION OF FAST HIGH-END BOARDS

RXT

RIDING STYLE

BOAT

RIDING LEVEL

ADVANCED

CORE

BLACKOUT

ROCKER

CONTINUOUS

ENERGY

INSTANT: 10

FINS

1" RAMP *4

SCURRIER RAMP

.8" FREE

AGENT *4

SCURRIER FREE

This lightweight reactive mystery recently received a new shape and a new construction making smooth high-end wakeboarding feel even smoother. We elongated the Grip & Release channels on the bottom of the board for improved traction without being "bitey" and then rounded the profile for even more of an effortless release off the wake. Now featuring - Pre-Tension Glass - a machine preloads the fibers before it goes into the mold creating a stiffer more reactive take off but still has a soft, predictable landing. The RXT rockerline carries more momentum out into the flats and creates smoother more predictable take offs. Our secret sauce - Blackout Technology - generates added response through a turn, with more feel and security between rider and board when traveling on the water or jumping off the wake. Created by smart scientists in lab coats that like fast, lightweight, forgiving wakeboards.

136	140	144	148	size (cm)
UP TO 170	155-195	165-205	180+	WEIGHT (LBS)
2.4	2.5	2.6	2.7	ROCKER (IN)
21.5-25.5	22.5-26.5	23.5-27.5	23.5-27.5	STANCE (IN)
807	857	867	873	SA (SQ IN)
16.8	17	17.2	17.2	CENTER (IN)



CENSORED

THE HANGTIME ICON OF 3-STAGE ROCKER SHAPES AND CONSTRUCTIONS

»» ONE

RIDING STYLE

BOAT

RIDING LEVEL

ADVANCED

CORE

BLACKOUT

ROCKER

3-STAGE

ENERGY

INSTANT: 10

FINS

1" RAMP *4

RONIX

.8" ASYM *4

RONIX

The legacy of hangtime continues into its 20th season with the most reactive rockerline leaving the water and a smooth edge hold while riding on the water. A refined, freeride feel with our lightweight, advanced Blackout Construction. The best in elevation is even more impressive with our latest innovation - Pre-Tension Glass. We created a machine that preloads the fibers before it goes into the mold creating a stiffer more reactive take off but still has a soft, predictable landing. A wider outline and a lightweight forgiving core, for the rider that wants a bigger sweet spot with added stability, that planes easier at slower speeds with an unmatched explosive vertical rockerline. Take the journey of flight to a new elevation.

134	138	142	146
UP TO 165	145-185	160-200	175+
2.2	2.3	2.4	2.5
21.5-25.5	22.5-26.5	23.5-27.5	24-28
779	808	846	870
16.6	16.8	17	17

size (cm)

WEIGHT (LBS)

ROCKER (IN)

STANCE (IN)

SA (SQ IN)

CENTER (IN)



CENSORED



EXTRA HANGTIME WITH ADDED SUSPENSION

»» ONE

RIDING STYLE

BOAT

RIDING LEVEL

ADVANCED /
INTERMEDIATE

CORE

LEGACY

ROCKER

3-STAGE

ENERGY

INSTANT: 7

FINS

1" RAMP *4



.8" ASYM *4



The hangtime heritage with our longest running series known for its vertical take offs is now synonymous with a relaxed and forgiving ride on the water. This CNC machined foam has improved dampening qualities to bridge that gap between powerful drive, soft landings, and extra comfort in rough water conditions. Recently we widened this popular shape creating a bigger sweet spot that can be ridden easier at slower speeds. Nearly 2 decades ago we sat in a barn working with wakeboarding's royalty - Danny Harf - and reimagined how to create a new style of ride that would define a mellower transitioned freeride turn, with more forgiving traits than other high-end boards. This latest generation is designed for riders that want that extra hangtime that comes with this iconic rockerline in a more comfortable explosion.

134	138	142	146
UP TO 165	145-185	160-200	175+
2.2	2.3	2.4	2.5
21.5-25.5	22.5-26.5	23.5-27.5	24-28
779	808	846	870
16.6	16.8	17	17

size (cm)

WEIGHT (LBS)

ROCKER (IN)

STANCE (IN)

SA (SQ IN)

CENTER (IN)



TPU GRAPHIC TOP SHEET

MAGIC CARPET TOP GLASS

MOD POUR FOAM

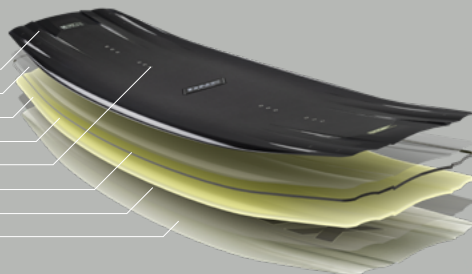
MONOCOQUE

M6 INSERTS

SPEEDWALLS

MAGIC CARPET BASE GLASS

LOW-FRICTION BASE SHEET



THE HIGH-END CHAMELEON THAT WILL ADAPT TO YOU - NOW, EVEN EASIER TO RIDE

» SUPREME

RIDING STYLE

BOAT

RIDING LEVEL

ADVANCED

CORE

AIR CORE 3

ROCKER

HYBRID

ENERGY

INSTANT: 9

FINS

1" RAMP *4

.8" ASYM *4

The Supreme is based in blends. Every aspect of the rail, rocker, fins, and construction takes elements from different styles. New for this year we took that hybrid rocker that is synonymous for having a combination of both a continuous and 3-Stage rocker and smoothed out those outlines so now that flat spot on the outside has much more of a more gradual fade to the middle. The result is subtle - but big. The board now transitions with so much more predictability, and ease.

137	141	145
UP TO 170	155-195	170-210
2.6	2.7	2.8
22-26	23-27	24-28
810	841	872
16.8	17	17.2

size (cm)

WEIGHT (LBS)

ROCKER (IN)

STANCE (IN)


SA (SQ IN)

CENTER (IN)



*ENDORSED BY JAKE PELOT

TPU GRAPHIC TOP SHEET
MAGIC CARPET TOP GLASS
AIR CORE 3 FOAM
MONOCOQUE
M6 INSERTS
SPEEDWALLS
MAGIC CARPET BASE GLASS
LOW-FRICTION BASE SHEET



EXTRA PREDICTABILITY, SPEED AND CREATIVITY ADDED TO YOUR RIDING

»» PARKS

RIDING STYLE

BOAT

RIDING LEVEL

**INTERMEDIATE /
ADVANCED**

CORE

MODELLO

ROCKER

CONTINUOUS

ENERGY

NEUTRAL: 6

FINS

1" RAMP *4**.8" FREE AGENT *4**

Snowboards shouldn't have all the fun. We took that smooth, fast, oversize sweet spot, with built in tee box technology that creates that extra floaty free feeling and borrowed some technology from our winter friends. Now the easiest riding mid to high end board in wakeboarding has angled ends independent from the rocker line on the tip and tail. This opens up a whole new style of riding options and added comfort on the water. For higher end riders you can now commit to a well-executed nose/tail style press on the water, blunt side off the lip of the wave and other tricks that don't involve the board leaving the water. But, just as importantly that added angle makes a smoother transition up the wake and provides a bigger sweet spot on landings.

138	143	148
UP TO 165	145-185	170+
2.4/3.5	2.5/3.6	2.6/3.7
21.5-25.5	23-27	24-28
818	860	902
16.9	17.1	17.3

size (cm)

WEIGHT (LBS)

ROCKER (IN)

STANCE (IN)

SA (SQ IN)

CENTER (IN)



*ENDORSED BY PARKS BONIFAY

TPU GRAPHIC TOP SHEET

MAGIC CARPET TOP GLASS

MOD POUR FOAM


MONOCOQUE

M6 INSERTS

SPEEDWALLS

MAGIC CARPET BASE GLASS

LOW-FRICTION BASE SHEET



A MID-RANGE BLEND OF EVERY STYLE

»» DISTRICT

RIDING STYLE

BOAT

RIDING LEVEL

**INTERMEDIATE /
ADVANCED**

CORE

MODELLO

ROCKER

HYBRID

ENERGY

NEUTRAL: 5

FINS

1" RAMP *4

This board has the rare trait of adapting to you, regardless of your style or ability. The District, with its hybrid rocker, ranges from smooth/low maintenance turns to wide open high-speed cuts. With fast, predictable takeoffs, to explosive wake to wake jumps, this is a series that truly covers the spectrum. Riders that approach the wake flat into the wake will notice a strong, explosive 3-stage lift. If you approach the wake while on rail you will notice a smooth, blended rocker line with an uninterrupted fast take-off and landing. Riders who tend to distribute their weight evenly will experience a freeride, floaty feel when they initiate turns. On the flipside, riders can experience hairpin turns with quick edge transitions if they shift their weight to the tail of the board.

134	138	144	150
UP TO 165	150-190	170-210	190+
2.5	2.6	2.7	2.8
19.5-25.5	20-26	21.5-27.5	21.5-27.5
803	837	878	905
17	17.2	17.4	17.4

size (cm)

WEIGHT (LBS)

ROCKER (IN)

STANCE (IN)


SA (SQ IN)

CENTER (IN)



MEN'S WAKE

TPU GRAPHIC TOP SHEET
MAGIC CARPET TOP GLASS
MOD POUR FOAM
MONOCOQUE
M6 INSERTS
KRYPTO CABLE
MAGIC CARPET BASE GLASS
LOW-FRICTION BASE SHEET



THE BEST BEGINNER WAKEBOARD SERIES

VAULT

RIDING STYLE

BOAT

RIDING LEVEL

ENTRY LEVEL /
INTERMEDIATE

CORE

MODELLO

ROCKER

3-STAGE

ENERGY

NEUTRAL: 4

FINS

1.75" HOOK *2



For over 20 years we have been designing boards recognizing that your shoulders and hips are not always parallel in wakeboarding. Your body is crossed up riding toe-side, and more inline riding heel-side, and every aspect of the Vault takes this into consideration for the proper foundation to your riding. More vertical sidewall and shorter molded in fins on your heelside edge creates more glide with a quicker release. While a longer molded in fin and sharper rail on your toeside edge creates more water contact for a stronger more secure edge hold. All the while with our most naturally centered rocker line. This arc was designed to be ridden very neutral putting the rider in a more relaxed weight distribution.


135	140	145
UP TO 165	145-185	170-210
2.5	2.6	2.7
19.5-25.5	21-27	22-28
787	836	875
16.7	16.9	17

size (cm)

WEIGHT (LBS)
ROCKER (IN)
STANCE (IN)
SA (SQ IN)
CENTER (IN)



TPU GRAPHIC TOP SHEET
MAGIC CARPET TOP GLASS
MOD POUR FOAM
MONOCOQUE
M6 INSERTS
KRYPTO CABLE
MAGIC CARPET BASE GLASS
STANDARD BASE SHEET



WAKEBOARDS

WOMEN'S COLLECTION

The building block, the one board quiver or the key to unlock progression. All 3 options made with specific constructions unique to women.



BUILT FOR FLIGHT – THE MOST ADVANCED WOMEN'S SERIES

»» RISE

RIDING STYLE

BOAT

RIDING LEVEL

ADVANCED

CORE

AIR CORE 3
SECRET FLEX

ROCKER

HYBRID

ENERGY

INSTANT: 8

FINS

1" RAMP *4

RONIX

.8" ASYM *4

RONIX

Big jumps and wide-open cuts with a lightweight reactive construction developed by a community of female riders looking for the lightest board possible, that creates a fast responsive board, but one that won't ever create too steep of an edge hold that could potentially create too much load line. Then we married two of our most successful rockerlines combining the speed of the RXT and the kick of the One and added a construction living up to the name Air Core with the least amount of swing weight, and more hole shot response out of a turn. We created a bottom-channel shape that suits both beginners and professionals regularly landing 720s. Rise to a new level in women's wakeboarding.

132	136	140
100-140	120-160	140-180
2.5	2.6	2.7
18-22	19-23	19-23
742	771	802
16.6	16.8	16.8

size (cm)

WEIGHT (LBS)

ROCKER (IN)

STANCE (IN)

SA (SQ IN)

CENTER (IN)



TPU GRAPHIC TOP SHEET
WOMEN'S DESIGNED TOP GLASS
AIR CORE 3 FOAM
MONOCOQUE
M6 INSERTS
SPEEDWALLS
MAGIC CARPET BASE GLASS
LOW-FRICTION BASE SHEET



A MID-RANGE BLEND OF EVERY STYLE

» QUARTER 'TIL MIDNIGHT

RIDING STYLE
BOAT

RIDING LEVEL
**INTERMEDIATE /
ADVANCED**

CORE
**MODELLO
SECRET FLEX**

ROCKER
HYBRID

ENERGY
NEUTRAL: 4

FINS
1" RAMP *4



This board has the rare trait of adapting to you, regardless of your style or ability. With its hybrid rocker, ranges from smooth/low maintenance turns to wide open high-speed cuts. With fast, predictable takeoffs, to explosive wake to wake jumps, this is a series that truly covers the spectrum. Riders that approach the wake flat into the wake will notice a strong, explosive 3-stage lift. If you approach the wake while on rail you will notice a smooth, blended rocker line with an uninterrupted fast take-off and landing. Riders who tend to distribute their weight evenly will experience a freeride, floaty feel when they initiate turns. On the flipside, riders can experience hairpin turns with quick edge transitions if they shift their weight to the tail of the board.

129	134	138
UP TO 120	115-155	130-170
2.4	2.5	2.6
18.5-24.5	19.5-25.5	20-26
750	803	837
16.5	17	17.2

size (cm)

WEIGHT (LBS)

ROCKER (IN)


STANCE (IN)

SA (SQ IN)

CENTER (IN)



TPU GRAPHIC TOP SHEET
WOMEN'S DESIGNED TOP GLASS
KRYPTO CABLE
MONOCOQUE
MOD POUR FOAM
M6 INSERTS
MAGIC CARPET BASE GLASS
LOW FRICTION BASE SHEET



THE BEST BEGINNER WAKEBOARD SERIES

KRUSH

RIDING STYLE

BOAT

RIDING LEVEL

ENTRY LEVEL /
INTERMEDIATE

CORE

MODELLO
SECRET FLEX

ROCKER

3-STAGE

ENERGY

STORED: 3

FINS

1.75" HOOK *2



For over 20 years we have been designing boards recognizing that your shoulders and hips are not always parallel in wakeboarding. Your body is crossed up riding toe-side, and more inline riding heel-side, and every aspect of the Krush takes this into consideration for the proper foundation to your riding. More vertical sidewall and shorter molded in fins on your heelside edge creates more glide with a quicker release. While a longer molded in fin and sharper rail on your toeside edge creates more water contact for a stronger more secure edge hold. All the while with our most naturally centered rocker line. This arc was designed to be ridden very neutral putting the rider in a more relaxed weight distribution.

130	135	145
UP TO 125	120-160	140-180
2.4	2.5	2.6
19-25	19.5-25.5	21-27
757	787	836
16.4	16.7	16.9

size (cm)

WEIGHT (LBS)

ROCKER (IN)


STANCE (IN)

SA (SQ IN)

CENTER (IN)



TPU GRAPHIC TOP SHEET
WOMEN'S DESIGNED TOP GLASS
MOD POUR FOAM
MONOCOQUE
M6 INSERTS
KRYPTO CABLE
MAGIC CARPET BASE GLASS
LOW-FRICTION BASE SHEET



THE PODIUM WAKEBOARD FOR THE NEXT GENERATION

RX1

RIDING STYLE

BOAT

RIDING LEVEL

ADVANCED

CORE

AIR CORE 3

ROCKER

HYBRID

ENERGY

INSTANT: 7

FINS

1" RAMP *4

.8" ASYM *4


A youthful blend of the RXT and the One series. Ever wonder what would happen if you put the most iconic 3 stage board – The One – and the fastest continuous rocker board – the RXT in a blender and hopped it up with the same core as the Supreme series? You'd get the RX1 – an advanced boy's and girl's wakeboard line for the pre/early teen high-end rider. Our Italian lightweight reactive machined Air Core 3 foam, and attributes of the speed and consistency of the RXT and explosiveness of a One series packed down for the next generation. Finally, they can experience the same high energy, low swing weight ride that adults have. Wakeboarding is one of the most fun things anybody can do – and we are so pumped that kids can now ride to their full potential.

129**UP TO 125****2.3****18-22****757****16.5**

size (cm)

WEIGHT (LBS)

ROCKER (IN)

STANCE (IN)

SA (SQ IN)


CENTER (IN)




BOYS




GIRL'S



TPU GRAPHIC TOP SHEET
GROM DESIGNED TOP GLASS
AIR CORE 3 FOAM
MONOCOQUE
M6 INSERTS
SPEEDWALLS
MAGIC CARPET BASE GLASS
LOW-FRICTION BASE SHEET



TPU GRAPHIC TOP SHEET
GROM DESIGNED TOP GLASS
AIR CORE 3 FOAM
MONOCOQUE
M6 INSERTS
SPEEDWALLS
MAGIC CARPET BASE GLASS
LOW-FRICTION BASE SHEET



A MID RANGE BLEND OF EVERY STYLE

»» DISTRICT

RIDING STYLE

BOAT

RIDING LEVEL

**INTERMEDIATE /
ADVANCED**

CORE

MODELLO

ROCKER

HYBRID

ENERGY

NEUTRAL: 4

FINS

1" RAMP *4

The chameleon of conforming wakeboards. This board has the rare trait of adapting to you, regardless of your style or ability. We took one of our best-selling all-purpose series that rides without stereotypes and made it lighter, delivering more feedback, and noticeably softer landings. The District, with its hybrid rocker, ranges from smooth/low maintenance turns to wide open high-speed cuts. With fast predictable takeoffs, to explosive wake to wake jumps, this is a series that truly covers the spectrum. Riders that approach the wake flat into the wake will notice a strong, explosive 3-stage lift. If you approach the wake while on rail you will notice a smooth, blended rocker line with an uninterrupted fast take-off and landing. Riders who tend to distribute their weight evenly will experience a freeride, floaty feel when they initiate turns. On the flipside, riders can experience hairpin turns with quick edge transitions if they shift their weight to the tail of the board.

129**UP TO 125****2.4****18.5-24.5****750****16.5**

size (cm)

WEIGHT (LBS)

ROCKER (IN)

STANCE (IN)

SA (SQ IN)

CENTER (IN)

TPU GRAPHIC TOP SHEET

GROM TOP GLASS

MOD POUR FOAM


MONOCOQUE

KRYPTO CABLE

M6 INSERTS

GROM BASE GLASS

LOW-FRICTION BASE SHEET



THE BEST BEGINNER WAKEBOARD SERIES

»» VAULT | KRUSH

RIDING STYLE

BOAT

RIDING LEVEL

ENTRY LEVEL /
INTERMEDIATE

CORE

MODELLO

ROCKER

3-STAGE

ENERGY

STORED: 3

FINS

1.75" HOOK *2



A youth design that recognizes your shoulders and hips are not always parallel in wake boarding. The best beginner wakeboard series will have any rider centered over the board, with more control and feel on the water. For over 20 years we have been designing boards recognizing that your shoulders and hips are not always parallel in wakeboarding. Your body is crossed up riding toe-side, and more inline riding heel-side, and every aspect of these boards take this into consideration for the proper foundation to your riding. More vertical sidewall and shorter molded in fins on your heelside edge creates more glide with a quicker release. While a longer molded in fin and sharper rail on your toeside edge creates more water contact for a stronger more secure edge hold. All the while our most naturally centered rocker line. This arc was designed to be ridden very neutral putting the rider in a more relaxed weight distribution.




AVAILABLE IN 125 & 130


ONLY AVAILABLE IN 125

size (cm)	125	130
WEIGHT (LBS)	UP TO 110	UP TO 125
ROCKER (IN)	2.3	2.4
STANCE (IN)	18-24	19-25
SA (SQ IN)	733	757
CENTER (IN)	16.3	16.4

TPU GRAPHIC TOP SHEET
GROM DESIGNED TOP GLASS
MOD POUR FOAM
MONOCOQUE
KRYPTO CABLE
M6 INSERTS
MAGIC CARPET BASE GLASS
LOW-FRICTION BASE SHEET



TPU GRAPHIC TOP SHEET
GROM DESIGNED TOP GLASS
AIR CORE 3 FOAM
MONOCOQUE
M6 INSERTS
MAGIC CARPET BASE GLASS
LOW-FRICTION BASE SHEET



THE GATEWAY FOR THE MODERN PROSPECT AS EARLY AS 4 YEARS OLD

»» VISION | AUGUST

RIDING STYLE

BOAT

RIDING LEVEL

**ENTRY LEVEL /
INTERMEDIATE**

CORE

MODELLO

ROCKER

3-STAGE

ENERGY

STORED: 2

FINS

1.75" HOOK *2



120

UP TO 80

2.4

14-20

674

15.8

size (cm)

WEIGHT (LBS)

ROCKER (IN)

STANCE (IN)

SA (SQ IN)


CENTER (IN)

Every aspect of this kid's shape/construction was designed for stability and progression. The gateway for the next generation was designed recognizing that wakeboarding is the only board sport where your hips and shoulders aren't parallel. A symmetrical shape with asymmetric features designed solely for the needs of kids having a phenomenal first experience to wakeboarding. Your body is in an unbalanced position edging into the wake toeside, so we created a thinner, sharper rail to help set an easier, more confident edge. Then on your heelside your body is more comfortable in an aligned position, so we added a fuller vertical rail to generate more top water speed over the water. Come into the wake flat without much edge hold? No worries, we have more volume in the ends to help generate natural lift off the wake. Our Grom Glass offers a lighter layup for more feel with the water, and less swing weight in the air. A rockerline designed to assist a rider in a relaxed, neutrally balanced position.



KID'S WAKE

TPU GRAPHIC TOP SHEET
GROM DESIGNED TOP GLASS
MOD POUR FOAM
MONOCOQUE
KRYPTO CABLE
M6 INSERTS
MAGIC CARPET BASE GLASS
LOW-FRICTION BASE SHEET



TPU GRAPHIC TOP SHEET
GROM DESIGNED TOP GLASS
MOD POUR FOAM
MONOCOQUE
KRYPTO CABLE
M6 INSERTS
MAGIC CARPET BASE GLASS
LOW-FRICTION BASE SHEET



PARK BOARDS

MEN'S COLLECTION

Welcome to the 2026 Flex Family – a simple guide to better understand the reasoning behind our models. We came to a point where not everybody was happy with one traditional flex zone based on their individual riding styles, so we analyzed a broad range of rider's ollie, flex, and release off the water and features. The result was a need to have some boards with pressure points in the center, some in the tip/tail, others with a consistent flex pattern, and a new one that is just incredibly soft all over. Park riding is going in so many directions, and more than ever we wanted to have a flex zone representing each of these styles and abilities.



FLEX ZONES

VARIABLE FLEX



Made with vertical Paulownia stringers running tip to tail creating a variable flex that increases the yield in a press.

SPRINGBOX 2



In the tip/tail of the board, we have varying depths that will allow the board to bend easier. Extruded rods through the high points give a rider more spring out of their press.

TRUE FLEX



The first of its kind that's incredibly strong - but doesn't feature a top glass. Instead, it has a traditional bottom glass - and a first ever mid glass that provides the strength, but then has a top laminate over it all. So now these 2 constructions can work independently of one another creating what we call true flex. The softest cable board we have ever made by far.

ALL OVER FLEX



For the rider that wants the whole board to bend - creating the most surface area on a rail - and knows the board won't have a rigid fulcrum point.




FLEX RATINGS

We have a flex testing machine that can gauge the recoil of a board. The higher the number - the more the board will want to react back to its original rocker line, while the smaller number means the board will be softer and more adaptive on rails.


VARIABLE

UTOPIA




SPRINGBOX

KINETIK PROJECT SPRINGBOX 2



TRUE FLEX

EPIC / SPRINGBREAK




ALL OVER

PINPOINT-S



DIPLOMAT



»» MATERIALS

SPEEDWALLS



Vertical poured urethane creates more top water speed and acts as a durable bumper from those floating menaces at a cable park.

KRYPTO CABLE



Different fibers are brewed and then woven together to make a stronger compound. The Krypto Cable surrounds the profile of the board and is fused together with our core. Combined with our monocoque laminated glass, this cable makes the sidewalls the strongest part of the board – not the weakest.

GRIND BASE



A thicker base material that doesn't quite have the speed of its sintered counterpart – but will hold up with the best of them on features.

MONOCOQUE



A wrapped glass from the bottom to the top so the flash line is no longer the weak point of the board – but is now the strongest. A more durable construction and a torsionally stiffer ride. Interweaving works in greetings and in boards.

SINTERED BASE



Our exclusive super durable base was formulated from a powder by heating the material in a sintering furnace above its melting point until the particles bond to one another. A higher purity compound that preserves its bond overtime. No obstacle is safe at cable parks with our jib friendly base.

MAGIC CARPET



We are always sourcing new fiberglass materials trying to find that perfect weave allowing just enough resin to bleed through and adhere to our Magic Carpet.

M6 INSERTS



The Euros have it figured out. A higher thread count means more hold on a shallower depth. So now we can go to thinner profiled boards with a shorter insert without sacrificing boot lock down. The results are boards with more feel and contact on the water. Found on every series.

»» CORE

PAULOWNIA WOOD



Wood is good at the park for riders that want a more durable ride. Made from renewable trees – this cable friendly Paulownia timber delivers a snowboard influenced kick off the wake, and unique ollie and press on rails.

TRENT STUCKEY'S LATEST THIN PROFILED MASTERPIECE

»» UTOPIA

RIDING STYLE

PARK

RIDING LEVEL

ADVANCED

FLEX

TAPERED

TIP: 52 | CENTER: 85

ROCKER

3-STAGE

A name synonymous with Ronix and progression for nearly a decade. Trent was looking for a conventional construction but wanted to have the board taper through the tip and tail to the thinnest profile of any Ronix board. The result is a board that locks into a press easier. A relaxed rocker line in a class all by itself which allows for speed on the water and stability on features, and the curve between the boots provides softer landings. The channels are pulled in which means you will not feel them while riding a feature. The Utopia also has a tip/tail concave to lock onto those pipe features as well as enhance on water performance.

147

UP TO 175

3.3

20-26

865

16.9

151

150-200

3.5

20-26

899

17.1

size (cm)

WEIGHT (LBS)

ROCKER (IN)

STANCE (IN)

SA (SQ IN)

CENTER (IN)



MEN'S PARK

TPU GRAPHIC TOP SHEET
MAGIC CARPET TOP GLASS
TAPERED PROFILE
VERTICAL PAULOWNIA WOOD
M6 INSERTS
SPEEDWALLS
MONOCOQUE
MAGIC CARPET BASE GLASS
SINTERED BASE SHEET



A NEW BOARD, AND A NEW WAY TO LOOK AT FLEX

EPIC

RIDING STYLE

PARK

RIDING LEVEL

**INTERMEDIATE /
ADVANCED**

FLEX

TRUE FLEX

TIP: 50 | CENTER: 54

ROCKER

CONTINUOUS

What would happen if you took all those predictable features of a soft yielding board and massively turned up the volume? Something pretty Epic. A series that's been in the works for years. The first of its kind that's incredibly strong - but doesn't feature a top glass. Instead, the Epic has a traditional bottom glass - and a first ever mid glass that provides the strength but then has a top laminate over it all. So now these 2 constructions can work independently of one another creating what we call True Flex. The softest cable board we have ever made by far, one of the most durable boards of all time and tipping the scales of pliability. For the rider that wants the smoothest transition in flex and rebound.

141 145 149 153

UP TO 165

2.9

20-26

831

17.1

145-195

3

20-26

851

17.1

170+

3.2

21-27

881

17.3

180+

3.3

21-27

901

17.3

size (cm)

WEIGHT (LBS)

ROCKER (IN)


STANCE (IN)

SA (SQ IN)

CENTER (IN)



TPU GRAPHIC TOP SHEET
MAGIC CARPET TOP GLASS
VERTICAL PAULOWNIA WOOD
SPEEDWALLS
MONOCOQUE
M6 INSERTS
PEDESTALS
MAGIC CARPET BASE GLASS
SINTERED BASE SHEET



FOR THE RIDER THAT WANTS MORE SPRING BACK FROM THEIR PRESS

KINETIK PROJECT

RIDING STYLE

PARK

RIDING LEVEL

ADVANCED

FLEX

**SPRINGBOX 2
TARGETED
TIP/TAIL**

TIP: 58 | CENTER: 85

ROCKER

CONTINUOUS

A fast rocker, deep channels, and a board that wants to rebound quicker to its original shape. This Kinetik Project has a traditional mid-section and extra pliable ends for more of a locked in feel on presses and rebounding out of them. With cable boards you want leverage points where a certain part of the board compresses until the fulcrum kicks in with snap back. This series does that by allowing a rider to exaggerate their press with the soft flex numbers in the tip/tail – but as the press gains a high degree of angle, the center of the board prevents it from folding over. A design with less rocker for added top water speed, reduced drag, and more overall contact with the deepest G&R channels of any of our cable boards for extra traction. The cable kingpin design was created for an exaggerated technical nose/tail press with added snap back compared to its Utopia counterpart.

144 150 156

UP TO 165

2.3

20-26

846

17.1

140-190

2.4

21-27

858

17.1

180+

2.5

21-27

869

17.1

size (cm)

WEIGHT (LBS)

ROCKER (IN)


STANCE (IN)

SA (SQ IN)

CENTER (IN)



TPU GRAPHIC TOP SHEET
SPRINGBOX TECHNOLOGY
MAGIC CARPET TOP GLASS
VERTICAL PAULOWNIA WOOD
SPEEDWALLS
MONOCOQUE
M6 INSERTS
MAGIC CARPET BASE GLASS
SINTERED BASE SHEET



BEAUTY IN SIMPLICITY



PINPOINT

RIDING STYLE

PARK

RIDING LEVEL

INTERMEDIATE /
ADVANCED

FLEX

ALL OVER

TIP: 64 | CENTER: 62

ROCKER

CONTINUOUS

Our flagship model of consistency got even softer. The Pinpoint was introduced with a classic shape and construction - and a smooth release off the water and press on rails. This year we added a big ol top and bottom layer of extra soft fiberglass. Now the Pinpoint is even more compliant on rails. For the rider that wants a more affordable, classic durable shape. Now we offer even lower numbers in our flex charts. The channels are shorter and moved in further from the rail of the board to give you a buttery / playful feel on the water but are there for you when you need to get on the pepper. The Pinpoint offers a concave in the nose and tail to help you lock in and add stability to those moments on the rail when you really want to lock in. When it comes to flex the Pinpoint is one of the softest boards we offer. Enjoy presses, softer landings and all the aspects of park riding that truly make it unique.

137	142	147	152
UP TO 150	UP TO 170	140-190	170+
3	3.1	3.1	3.2
19-25	20-26	21-27	21-27
795	839	897	928
16.9	16.9	17.2	17.3

size (cm)

WEIGHT (LBS)

ROCKER (IN)


STANCE (IN)

SA (SQ IN)

CENTER (IN)



TPU GRAPHIC TOP SHEET
MAGIC CARPET TOP GLASS
VERTICAL PAULOWNIA WOOD
SPEEDWALLS
MONOCOQUE
M6 INSERTS
MAGIC CARPET BASE GLASS
SINTERED BASE SHEET



OUR MOST AFFORDABLE AND DURABLE BOARD

»» DIPLOMAT

RIDING STYLE

PARK

RIDING LEVEL

**INTERMEDIATE /
ADVANCED**

FLEX

ALL OVER

TIP: 78 | CENTER: 85

ROCKER

CONTINUOUS

A versatile, all-around cable board. Develop the foundation of your cable riding with this soft, yet durable, aquatic sidekick featuring full Speedwalls and a classic twin shape with our all-Paulownia wood core construction. Launch your cable career with the Diplomat – built with stability, strength, and ease in mind. Our most affordable value is still built wood tough and eco-friendly. A perfect shape for entry level riders to get the feel of riding laps, or for high end boarders that like a conventional center flex. This proven shredder has two Grip and Release channels running on either side for more added traction than most park boards and a concave on the ends that helps with stability, edging, releasing, and bigger ollies.

143 148 153

UP TO 170

3

20-26

862

17.1

140-190

3.2

21-27

898

17.2

170+

3.2

21-27

929

17.3

size (cm)

WEIGHT (LBS)

ROCKER (IN)

STANCE (IN)

SA (SQ IN)

CENTER (IN)



TPU GRAPHIC TOP SHEET

MAGIC CARPET TOP GLASS

VERTICAL PAULOWNIA WOOD

SPEEDWALLS

MONOCOQUE

M6 INSERTS

MAGIC CARPET BASE GLASS

GRIND BASE SHEET

PARK BOARDS

WOMEN'S COLLECTION

Ladies, welcome to the beautiful world of True Flex. At True Flex we believe that boards should be made softer, flex more and not have a traditional top laminate. We hope you have a wonderful time.



A NEW BOARD, AND A NEW WAY TO LOOK AT FLEX

»» SPRING BREAK

RIDING STYLE
PARK

RIDING LEVEL
**INTERMEDIATE /
ADVANCED**

FLEX
TRUE FLEX
TIP: 50 | CENTER: 54

ROCKER
CONTINUOUS

What would happen if you took all those predictable features of a soft compliant board and massively turned up the volume? Something pretty epic. A series that's been in the works for years. The first of its kind that's incredibly strong - but doesn't feature a top glass. Instead, the epic has a traditional bottom glass - and a first ever mid glass that provides the strength but then has a top laminate over it all. So now these 2 constructions can work independently of one another creating what we call True Flex. Jamie Lopina's signature board is the softest we have ever made by far - one of the most durable boards of all time and tipping the scales of pliability. For the rider that wants the smoothest transition in flex and rebound.


141	145
UP TO 165	145-195
2.9	3
20-26	20-26
831	851
17.1	17.1

size (cm)

WEIGHT (LBS)
ROCKER (IN)
STANCE (IN)
SA (SQ IN)
CENTER (IN)



TPU GRAPHIC TOP SHEET
MAGIC CARPET TOP GLASS
VERTICAL PAULOWNIA WOOD
SPEEDWALLS
MONOCOQUE
M6 INSERTS
PEDESTALS
MAGIC CARPET BASE GLASS
SINTERED BASE SHEET





BOOTS

MEN'S COLLECTION

After two decades of refining and redefining what it means to have the perfect fit, we present the 2026 footwear line. Our exclusive partnerships with Intuition Liners and BOA® ensure that the fit is nothing short of the best. With a brand-new skeleton design, chassis optimizations, new constructions, new models, and the same industry leading performance, there's a lot to talk about. Lace up, strap in, and get ready to see what the next chapter of wakeboard footwear entails.



42 DIFFERENT COMPONENTS TO BUILD THE SHELL

31 DIFFERENT COMPONENTS TO BUILD THE LINER

83 DIFFERENT COMPONENTS TO BUILD ONE PAIR OF 2026 RXT BOOTS

THE END RESULT IS THE BEST FITTING BOOTS

MAINFRAME 2.0 HIGH CUT

RONIX SHELL LAST

Designed for the optimum forward lean in wake

HIGH CUT SKELETON

Adaptable full height support that adjusts as the rider cinches

TOE CAP

Full size-range (US 6 - US 14)

BASEPLATE

Robust baseless design for the maximum board feel and a rigid connection to the skeleton

SHOCK PAD

Impact absorbing and board protection



FOUND ON

RXT
ONE - MIDNIGHT
ONE - REFLECTIVE

SUPREME BOA®
UTOPIA
RISE

MAINFRAME 2.0 LOW CUT

RONIX SHELL LAST

Exclusively designed for wake

LOW CUT SKELETON

Adaptable support as the rider cinches for walkable, and adjustable open toe boots

TOE CAP

Full size-range (US 2 - US 14)

BASEPLATE

Robust baseless design for the maximum board feel and a rigid connection to the skeleton

SHOCK PAD

Impact absorbing and board protection



FOUND ON

KINETIK PROJECT EXP
FOOTPRINT EXP
PARKS

ANTHEM BOA®
DISTRICT
DIVIDE

HALO
LUXE
VISION PRO

VISION
AUGUST

PERFECT FIT

INTUITION CUSTOM FIT



The best fitting boots... period. Don't believe us? Just cook them up and try them on. Intuition+ heat moldable liners create a fit unique to your anatomy. With the ability to size up or down by heat molding, you will never find a better fitting boot. Because no two feet are the same.

FOUND ON

RXT	SUPREME BOA®	UTOPIA
ONE - MIDNIGHT	RISE	FOOTPRINT EXP
ONE - REFLECTIVE	KINETIK PROJECT EXP	

DOUBLE LAST

A mechanical form replicating the shape of a human foot. It is used by shoemakers to manufacture footwear to the ideal shape. Combine these two lasts and you have a boot without hot spots and dead space to help create that perfect fit.

RONIX LINER LAST



This form is used to mold the inside of Ronix liners, where your foot meets the boot. Our unique shape contours around your foot to maximize a consistent fit.

RONIX SHELL LAST



This form is used to mold the outer shell of your boot. Developed and designed for Ronix chassis systems, our shell last gives the boot its shape and structure.

LINERS

STAGE 2 LINERS



A hybrid design featuring dual density foam to increase response. Built in ankle supports for heel hold.

FOUND ON

PARKS
ANTHEM BOA®
DISTRICT
HALO
VISION PRO

STAGE 1 LINERS



Premium lightweight comfort offering the broadest size range. Built in ankle supports for heel hold.

FOUND ON

DIVIDE
LUXE
VISION
AUGUST

WOMEN'S CUSTOM FIT



Our women's line offers a unique shape and construction to amplify comfort and performance. Lowered height, softer foam - fit for a female.

FOUND ON

RISE
HALO
LUXE

KID'S CUSTOM FIT



A kid's foot has different proportions than an adult, so we design our kid's chassis and footwear independent from their adult counterpart. The youth have some short / wide feet and this design reflects that.

FOUND ON

VISION PRO
DIVIDE - K
VISION
AUGUST

»» S.O.L.E. SOFT ORTHOTIC LANDING EXPERIENCE

PRO S.O.L.E.



A space-age material formula designed to react quicker, boost higher and land softer.

FOUND ON

RXT
ONE - MIDNIGHT
ONE - REFLECTIVE
SUPREME BOA®
UTOPIA
RISE

EXP S.O.L.E.



A lightweight, rugged, walkable footbed featuring durable EVA foam for superior cushioning and traction.

FOUND ON

KINETIK PROJECT EXP
FOOTPRINT EXP

CLASSIC S.O.L.E.



Time tested and rider approved. Featuring a versatile foam molded with that classic Ronix comfort.

FOUND ON

PARKS
ANTHEM BOA®
DISTRICT
DIVIDE
HALO
LUXE
VISION PRO
VISION
AUGUST

»» CLOSURES

BOA® FIT SYSTEM



THE BOA®
GUARANTEE

Dial in to fast, effortless, precision fit. Engineered with high quality, durable materials, and rigorously field tested, the BOA® Fit System is guaranteed to perform in any environment. The BOA® Fit System dials and laces are guaranteed for the lifetime of the product on which they are integrated.

FOUND ON

SUPREME BOA®
ANTHEM BOA®

AUTOLOCK



Slide to lock, pull to release... It's that simple.

FOUND ON

RXT
ONE - MIDNIGHT
ONE - REFLECTIVE
SUPREME BOA®
RISE
PARKS
DISTRICT
DIVIDE
HALO
LUXE
VISION PRO
VISION
AUGUST
KINETIK PROJECT EXP
UTOPIA
FOOTPRINT EXP

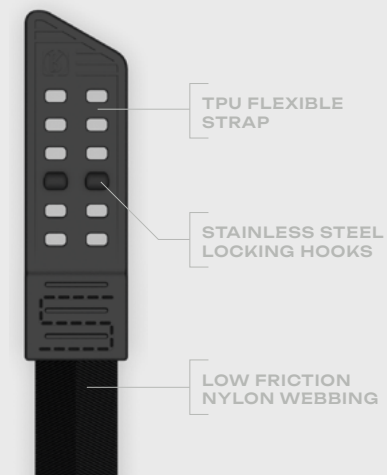
SUPERSTRAPS



Leverage meets elasticity. A unique fusion of low-friction nylon webbing paired with an elastomer strap to create effortless tightening and perfect fit. Adjustable strap lengths allow for ideal fit regardless of foot size.

FOUND ON

KINETIK PROJECT EXP
ANTHEM BOA®



FLEX

FLEXFORM



Our proprietary automotive grade elastomer is designed to withstand extreme tear and abuse. Found in high flex locations of our footwear, flexform will keep you performing to the highest level longer than ever before.



RESPONSE

3D MOLDED TOE CAPS



3D molded toe caps are designed around the Ronix last to create a perfect fit. We use 3 different material compounds to accommodate different riding styles.

RXT

ADDED
ADAPTABILITY



KINETIK

ADDED
RESPONSE



ONE

COMBINATION
OF BOTH



CUTTING EDGE MATERIALS THAT AREN'T EASY TO CUT

▶▶ ONE

FLEX 8/10

SOFT

FIRM

RESPONSIVENESS 10/10

FLUID

INSTANT

PERFORMANCE 10/10

ENTRY

ADVANCED

Strap into the newest iteration of an all-time great - the One boot. New for 2026, we've sourced a different blend of Cordura Ballistic Nylon fabric that is built to withstand heavy landings and harsh conditions. The stiffer nature of this boot translates to quicker edge to edge responsiveness, and more support in targeted areas. Our 3D molded components ensure there is no dead space around your feet, or between our proprietary Intuition+ heat moldable liner and Mainframe 2.0 High Cut Technology. The black-on-black stealth appearance best suits a rider who's known to have a few tricks hidden up their sleeve.

AUTOLOCK
TECHNOLOGYCORDURA
BALLISTIC NYLON

3D MOLDED TOE

SMOOTH
SKIN LININGMAINFRAME
2.0 HIGH CUT
TECHNOLOGY

FEETBELTS

HEAT MOLDABLE
INTUITION+ LINER

SUPERFABRIC®

PRO S.O.L.E.

FLEXFORM 3D
HEEL PANEL

ANKLE SHIELDS

INJECTED
HEEL COUNTER

US	UK	EUR	JAP
6-7	5-6	38-39	24-25
8	7	41	26
9	8	42	27
10	9	43	28
11	10	45	29
12	11	46	30
13-14	12-13	47-48	31-32

*ENDORSED BY TYLER HIGHAM

BEST-SELLING AWARD-WINNING FOOTWEAR

ONE

FLEX 8/10

SOFT

FIRM

RESPONSIVENESS 10/10

FLUID

INSTANT

PERFORMANCE 10/10

ENTRY

ADVANCED

If we could only make One, this would be it... We took everything we've learned over the past two decades of footwear innovation and packing that all into One. New for 2026, we've sourced a different blend of Cordura Ballistic Nylon fabric that is built to withstand heavy landings and harsh conditions. The stiffer nature of this boot translates to quicker edge to edge responsiveness, and more support in targeted areas. Our 3D molded components ensure there is no dead space around your feet, or between our proprietary Intuition+ heat moldable liner and Mainframe 2.0 High Cut skeleton.

AUTOLOCK
TECHNOLOGYCORDURA
BALLISTIC NYLONSMOOTH
SKIN LINING

SUPERFABRIC®

MAINFRAME 2.0
HIGH CUT
TECHNOLOGY

FEETBELTS

HEAT MOLDABLE
INTUITION+ LINER

3D MOLDED TOE

PRO S.O.L.E.

FLEXFORM 3D
HEEL PANEL

ANKLE SHIELDS

INJECTED
HEEL COUNTER

US	UK	EUR	JAP
6-7	5-6	38-39	24-25
8	7	41	26
9	8	42	27
10	9	43	28
11	10	45	29
12	11	46	30
13-14	12-13	47-48	31-32



*ENDORSED BY DANNY HARF

STYLISH FLEX MEETS COMFORTING SUPPORT

RXT

FLEX 5/10

SOFT

FIRM

RESPONSIVENESS 9/10

FLUID

INSTANT

PERFORMANCE 10/10

ENTRY

ADVANCED

Quite possibly the most flexible RXT design to date, without sacrificing support where it's needed. The translucent approach allows the inner workings of this masterpiece to be on full display. The all-new Mainframe 2.0 High Cut Skeleton peaks through the upper materials and perfectly surrounds our proprietary Intuition+ heat moldable liner. A minimalist boot for a stylish rider.

AN RXT EXCLUSIVE
PIZZA BOY SOCKS

AUTOLOCK
TECHNOLOGY

FLEXFORM 3D
MOLDED TOE

SMOOTH
SKIN LINING

FEETBELTS

MAINFRAME 2.0
HIGH CUT
TECHNOLOGY

HEAT MOLDABLE
INTUITION+ LINER

SUPERFABRIC®

PRO S.O.L.E.

FLEXFORM 3D
HEEL PANEL

ANKLE SHIELDS



US	UK	EUR	JAP
6-7	5-6	38-39	24-25
8	7	41	26
9	8	42	27
10	9	43	28
11	10	45	29
12	11	46	30
13-14	12-13	47-48	31-32



*ENDORSED BY MASSI PIFFARETTI

AN UNREAL BOARD FEEL DIALED IN WITH BOA®

»» SUPREME^{BOA®}

FLEX 7/10

SOFT FIRM

RESPONSIVENESS 8/10

FLUID INSTANT

PERFORMANCE 8/10

ENTRY ADVANCED

Starting with the industry first BOA® flap configuration, we've made it easier than ever to dial in the lower enclosure. This design was built from the ground up with two main objectives - 1. Unmatched board feel, 2. Eliminate lace friction so they are easy to slip in and out of. The double-lasting design comprised of our proprietary Intuition+ heat moldable liner and Mainframe 2.0 High Cut skeleton gives the rider support where it is needed most. By using our popular Cordura Ballistic Twill Nylon fabric, sleek off-white materials, and blue suede textured accents, this boot is sure to turn some heads and withstand any environment.

AUTOLOCK TECHNOLOGY

CORDURA BALLISTIC TWILL NYLON

MAINFRAME 2.0 HIGH CUT TECHNOLOGY

FEETBELTS

BOA® FIT SYSTEM

HEAT MOLDABLE INTUITION+ LINER

SMOOTH SKIN LINING

PRO S.O.L.E.

FLEXFORM 3D HEEL PANEL

ANKLE SHIELDS



MEN'S BOOTS

US	UK	EUR	JAP
6-7	5-6	38-39	24-25
8-9	7-8	41-42	26-27
10	9	43	28
11	10	45	29
12	11	46	30
13-14	12-13	47-48	31-32

*ENDORSED BY JAKE PELOT

CLOSED TOE PERFORMANCE, OPEN TOE ADJUSTABILITY

»» PARKS

FLEX 5/10

SOFT

FIRM

RESPONSIVENESS 7/10

FLUID

INSTANT

PERFORMANCE 6/10

ENTRY

ADVANCED

The boot that bridges the gap between open and closed toe construction - the Parks. After years of prototyping in the Ronix Development Lab, the perfect blend of closed toe responsiveness and open toe adjustability was born. The remarkably comfortable Parks is constructed to open and close seamlessly around your foot, regardless of your foot's shape. With this design, you're able to fit more feet sizes in a closed toe boot without sacrificing fit. Get out on the water and experience the benefits of a closed toe boot.

AUTOLOCK TECHNOLOGY

MAINFRAME 2.0 LOW CUT TECHNOLOGY

FLEXFIT STAGE 2 LINER

3D MOLDED TONGUE

BUILT IN ANKLE SUPPORT

CLASSIC S.O.L.E.



MEN'S BOOTS

US	UK	EUR	JAP
6-7	5-6	38-39	24-25
8-9	7-8	41-42	26-27
10	9	43	28
11-12	10-11	45-46	29-30
13-14	12-13	47-48	31-32

*ENDORSED BY PARKS BONIFAY

PERFORMANCE DRIVEN ADJUSTABILITY

▶▶ ANTHEM BOA®

FLEX 6/10

SOFT

FIRM

RESPONSIVENESS 6/10

FLUID

INSTANT

PERFORMANCE 6/10

ENTRY

ADVANCED

Want the latest and greatest tech, without sacrificing adjustability? Look no further than the Anthem BOA. This adjustable marvel is packed with the heel toe response usually reserved for pro model closed toe boots. Built on our Mainframe 2.0 chassis, harnessed together with the BOA® Fit System on the lower section, and a Superstrap around the ankle. This easy-to-use closure combo offers the ability for the rider to adjust the fit on the fly.

BOA® FIT SYSTEM

3D MOLDED TONGUE

MAINFRAME 2.0 LOW CUT TECHNOLOGY

STAGE 2 LINER

SUPERSTRAPS®

BUILT IN ANKLE SUPPORT

CLASSIC S.O.I.E.



MEN'S BOOTS

US	UK	EUR	JAP
5-8.5	4-7.5	37-41.5	23-26.5
7.5-11.5	6.5-10.5	40-45.5	25.5-29.5
10.5-14.5	9.5-13.5	44-48.5	28-32.5



BLENDING EXTRA SUPPORT AND CUSHIONING

»» DISTRICT

FLEX 5/10

SOFT

FIRM

RESPONSIVENESS 5/10

FLUID

INSTANT

PERFORMANCE 5/10

ENTRY

ADVANCED

The District is the perfect bridge between the lightweight super adjustable Divide boot and the extra supportive performance driven Anthem boot. Constructed with our exclusive Stage 2 high grade foam to create a perfect balance of comfort, adjustability, and adaptive memory. Designed for riders looking for solid support with the option to fit multiple sizes. Your feet will thank you.

BUILT IN ANKLE SUPPORTS

MAINFRAME 2.0 LOW CUT TECHNOLOGY

STAGE 2 LINER

AUTOLOCK TECHNOLOGY

CLASSIC S.O.L.E.

MOLDED HEEL PANEL



US	UK	EUR	JAP
5-8.5	4-7.5	37-41.5	23-26.5
7.5-11.5	6.5-10.5	40-45.5	25.5-29.5
10.5-14.5	9.5-13.5	44-48.5	28-32.5



EXTRA SOFT, LIGHTWEIGHT ADJUSTABILITY

»» DIVIDE

FLEX 4/10

SOFT

FIRM

RESPONSIVENESS 4/10

FLUID

INSTANT

PERFORMANCE 4/10

ENTRY

ADVANCED

The leader of lightweight adjustability built on an adaptive MainFrame chassis that will shape to every aspect of a rider's foot. Our most affordable adult boot comes with our AutoLock lacing system, Stage 1 foam, and a revolutionary customized skeleton – continuing to separate itself from the others in ease of entry, adjustability, and comfort.

BUILT IN ANKLE SUPPORTS

MAINFRAME 2.0 LOW CUT TECHNOLOGY

STAGE 1 LINER

AUTOLOCK TECHNOLOGY

CLASSIC S.O.L.E.



MEN'S BOOTS

US	UK	EUR	JAP
5-8.5	4-7.5	37-41.5	23-26.5
7.5-11.5	6.5-10.5	40-45.5	25.5-29.5
10.5-14.5	9.5-13.5	44-48.5	28-32.5



BOOTS

PARK FOOTWEAR

Custom Orthotic Fit ✓ Walkable ✓ All new chassis built to withstand years of punishment at the cable ✓



A PERFECT COMBINATION OF FLEX AND DURABILITY

UTOPIA

FLEX

6/10

SOFT

FIRM

RESPONSIVENESS

9/10

FLUID

INSTANT

PERFORMANCE

10/10

ENTRY

ADVANCED

Taking into consideration the countless experiments we've completed and applying those technologies to the latest and greatest in cable riding - the Utopia boot. This traditional style boot features our proprietary Intuition+ heat moldable liner that will keep your feet nice and comfy lap after lap. We've added reinforced stitching and adhesive at different wear points to make sure this boot is ready for the demanding conditions of park riding. A Utopic combination where flex meets durability.


AUTOLOCK TECHNOLOGY

SUPERFABRIC®
FLEXFORM 3D MOLDED TOE

SMOOTH SKIN LINING
FEETBELTS

MAINFRAME 2.0 HIGH CUT TECHNOLOGY
HEAT MOLDABLE INTUITION+ LINER
PRO S.O.L.E.
FLEXFORM 3D HEEL PANEL
ANKLE SHIELDS


MEN'S BOOTS

US	UK	EUR	JAP
6-7	5-6	38-39	24-25
8	7	41	26
9	8	42	27
10	9	43	28
11	10	45	29
12	11	46	30
13-14	12-13	47-48	31-32



*ENDORSED BY TRENT STUCKEY

BUILT TO WALK AND RIDE THROUGH ANY ENVIRONMENT

KINETIK PROJECT EXP

FLEX 9/10

SOFT

FIRM

RESPONSIVENESS 10/10

FLUID

INSTANT

PERFORMANCE 10/10

ENTRY

ADVANCED

From clipping up at the cable park, to sessioning the local winch set up, or even navigating new terrains in search of the next great spot, this Kinetik Project EXP boot is ready for anything. We've sourced a different blend of Cordura Ballistic Nylon fabric that is built to withstand heavy landings and harsh conditions. The stiffer shell translates to faster edge to edge transitions, and support when and where you need it on tougher landings. Our proprietary Intuition+ walkable heat moldable liner allows the rider to traverse any terrain without worry. The perfect boot for your next park mission.

SUPERFABRIC®

AUTOLOCK
TECHNOLOGY

3D MOLDED TOE

CORDURA
BALLISTIC NYLONSMOOTH
SKIN LINING

SUPERSTRAPS

MAINFRAME
2.0 LOW CUT
TECHNOLOGYWALKABLE HEAT
MOLDABLE
INTUITION+ LINER

EXP S.O.L.E.

INJECTED
HEEL COUNTER

US	UK	EUR	JAP
6-7	5-6	38-39	24-25
8	7	41	26
9	8	42	27
10	9	43	28
11	10	44	29
12	11	46	30
13-14	12-13	47-48	31-32

*ENDORSED BY DOMINIK HERNLER

ADAPTABILITY MEETS WALKABILITY IN A PARK BOOT

FOOTPRINT EXP

FLEX 6/10

SOFT FIRM

RESPONSIVENESS 7/10

FLUID INSTANT

PERFORMANCE 7/10

ENTRY ADVANCED

Our most affordable boot in the world of cable walkables - the Footprint EXP. Don't let the price tag fool you, we've packed tons of features into the versatile boot - Cordura Ballistic Twill Nylon fabric, a walkable heat moldable Intuition+ liner and a Mainframe 2.0 Low Cut skeleton, just to name a few. Leave your mark with the Footprint EXP.

SECONDARY LACE
COLOR OPTIONAUTOLOCK
TECHNOLOGYCORDURA
BALLISTIC
Twill NYLONMAINFRAME
2.0 LOW CUT
TECHNOLOGY

VELCRO STRAP

EXP S.O.L.E.

WALKABLE HEAT
MOLDABLE
INTUITION+ LINER

*ENDORSED BY JULES CHARRAUD



BOOTS

WOMEN'S COLLECTION

Designed specifically for the shape and size of a woman's foot and ankle. This means a lower cut and proportions to maximize comfort and performance. Combine that with our exclusive Intuition heat moldable liner and our adaptive chassis – tailored for perfection.

TOP-TIER PERFORMANCE – SCALED FOR A WOMAN'S FOOT

RISE

FLEX 7/10

SOFT FIRM

RESPONSIVENESS 8/10

FLUID INSTANT

PERFORMANCE 8/10

ENTRY ADVANCED

The Rise Boot is designed specifically for lady shredders. It features our proprietary Intuition+ heat moldable liner for the best fit and performance in women's wake. We recognize that a woman's foot has different proportions; to create the perfect fit, we use softer foam and offer a lower cut better suited for their needs. With the all-new Mainframe 2.0 High Cut skeleton, and the FlexForm 3D heel panel, every subtle movement can be efficiently transferred from your feet to the board. Take a ride on the Rise, you'll thank us later.

**WOMEN'S
CUSTOM FIT**

**MAINFRAME
2.0 HIGH CUT
TECHNOLOGY**

**HEAT MOLDABLE
INTUITION+ LINER**

**AUTOLOCK
TECHNOLOGY**

PRO S.O.L.E.

**FLEXFORM 3D
HEEL PANEL**



WOMEN'S BOOTS

US	UK	EUR	JAP
W6-W7	3.5-4.5	36.5-37.5	23-24
W8	5.5	38.5	24
W9	6.5	40	25
W10	7.5	41.5	26



MOST SUPPORTIVE ADJUSTABLE WOMEN'S SPECIFIC BOOT

HALO

FLEX 5/10

SOFT

FIRM

RESPONSIVENESS 5/10

FLUID

INSTANT

PERFORMANCE 5/10

ENTRY

ADVANCED

These one-of-a-kind, premier open toe boots are built with Stage 2 liners for all day comfort and support that is unrivaled in women's wake footwear. Built atop the MainFrame chassis, recognizing every aspect of your foot for a more customized fit with added memory in the foam.

BUILT IN ANKLE SUPPORTS

MAINFRAME TECHNOLOGY

STAGE 2 LINER

AUTOLOCK TECHNOLOGY

CLASSIC S.O.L.E.

MOLDED HEEL PANEL



US	UK	EUR	JAP
W6-W8.5	3.5-6	36.5-39.5	22-24.5
W8-W10.5	5.5-8	38.5-42	24-27



EXTRA SOFT, ADJUSTABLE, AND LIGHTWEIGHT

LUXE

FLEX 4/10

SOFT

FIRM

RESPONSIVENESS 4/10

FLUID

INSTANT

PERFORMANCE 4/10

ENTRY

ADVANCED

Built with our adaptive MainFrame chassis, the Luxe contours to every aspect of your foot when you lace up the AutoLock system. Constructed from a soft, lightweight Stage 1 foam, the Luxe is a top-of-the-line, universal boot with a price that is easy on the pocketbook.

BUILT IN ANKLE SUPPORTS

MAINFRAME TECHNOLOGY

STAGE 1 LINER

AUTOLOCK TECHNOLOGY

CLASSIC S.O.L.E.



WOMEN'S BOOTS

US	UK	EUR	JAP
W6-W8.5	3.5-6	36.5-39.5	22-24.5
W8-W10.5	5.5-8	38.5-42	24-27

PERFORMANCE DRIVEN KID'S BOOT

VISION PRO

FLEX 5/10

SOFT FIRM

RESPONSIVENESS 7/10

FLUID INSTANT

PERFORMANCE 6/10

ENTRY ADVANCED

For the young grom who is ready to step up their game, the Vision Pro offers a closed toe design in a premium package. Built on our adaptive MainFrame chassis, the Vision Pro offers performance and comfort; ready to take your riding to the next level.

BUILT IN ANKLE SUPPORTS

MAINFRAME TECHNOLOGY

STAGE 2 LINER

AUTOLOCK TECHNOLOGY

CLASSIC S.O.L.E.

MOLDED HEEL PANEL



US	UK	EUR	JAP
4-5	3-4	36-37	22-23
6-7	5-6	38-39	24-25
8-9	7-8	41-42	26-27



A SCALED DOWN VERSION OF OUR BEST-SELLING ADJUSTABLE BOOT

▶▶▶ DIVIDE

FLEX 3/10

SOFT FIRM

RESPONSIVENESS 3/10

FLUID INSTANT

PERFORMANCE 3/10

ENTRY ADVANCED

The leader of lightweight adjustability built on an adaptive MainFrame chassis; the Divide boot continues to push the skills of all levels of riding. Built with Stage 1 foam, the Divide boot separates itself from the others in ease of entry, adjustability, and comfort.

BUILT IN ANKLE
SUPPORTS

MAINFRAME
TECHNOLOGY

STAGE 1 LINER

AUTOLOCK
TECHNOLOGY

CLASSIC S.O.L.E.



US	UK	EUR	JAP
K2-K6	1.5-5.5	33-38	21.5-24.5



EVERY ASPECT IS DESIGNED FOR THE NEXT GEN

VISION

FLEX 3/10

SOFT FIRM

RESPONSIVENESS 3/10

FLUID INSTANT

PERFORMANCE 3/10

ENTRY ADVANCED

The first of its kind, a fit engineered specifically for kids. Built on our MainFrame chassis to adapt to the feet of wakeboarding's future as they cinch up our AutoLock lacing mechanism. A fully loaded, easy entry, comfortable boot, constructed for the next generation.

BUILT IN ANKLE
SUPPORTS

MAINFRAME
TECHNOLOGY

STAGE 1 LINER

AUTOLOCK
TECHNOLOGY

CLASSIC S.O.L.E.



KID'S BOOTS

US **UK** **EUR** **JAP**
K2-K6 1.5-5.5 33-38 21.5-24.5



EXTRA SOFT AND EASY TO GET INTO

▶▶ AUGUST

FLEX 3/10

SOFT FIRM

RESPONSIVENESS 3/10

FLUID INSTANT

PERFORMANCE 3/10

ENTRY ADVANCED

The most comfortable girl's boot constructed for the next generation. Built on our MainFrame chassis to adapt to the future of wakeboarding's feet as they cinch up our easy-to-use AutoLock lacing mechanism.

BUILT IN ANKLE SUPPORTS

MAINFRAME TECHNOLOGY

STAGE 1 LINER

AUTOLOCK TECHNOLOGY

CLASSIC S.O.L.E.



KID'S BOOTS

US UK EUR JAP
K2-K6 1.5-5.5 33-38 21.5-24.5



THERMOMATIC BOOT HEATER

+ 110V | 220V



M6 RONIX BOOT HARDWARE

+ Set of 4 black



M6 RONIX SHARKTOOTH BOOT HARDWARE

+ Set of 4 black



M6 RONIX BASELESS BOOT HARDWARE

+ Set of 4 black
+ Compatible w/
baseless chassis
2010-2018




RONIX COMPLETE LACE KIT

+ Set of 4 laces and
AutoLocks
+ Available in Black,
White and Blue



RONIX AUTOLOCK KIT

+ Set of 4 Laces and
AutoLocks
+ Available in Black



RONIX SUPERSTRAP KIT

+ Available in Black



RONIX WARRANTY TACKLE BOX

+ Everything you need
to fix what's broken



HOME FIT KIT

+ Custom fit your Intuition Liners
at home
+ Compatible with all Ronix &
Radar Intuition+ models
+ Available in two sizes:
US6 - 9 and US10 -14



WAKEFOILS

V3 COLLECTION

After years in the making, we are very appreciative of the reception of Ronix foils. Sales of our Shift mast paired with a 727 board and our latest Shadow Carbon / Mod 84 board have far exceeded our expectations. We are honored to have thousands of Ronix foilers living by our motto - Levitate Your Life. We now proudly present our latest line filled with some new High Aspects, low stall Speeds, and Blackbirds.



THE VISION

THE RIGHT PARTNER

That starts with precision manufacturing - every degree and millimeter matters in foiling. Over the past several decades we have interviewed, both domestically and internationally, around 40 factories qualified to make a foil. We have fuselages made of high-grade alloys individually milled on a CNC machine to the most finite specs for the perfect fit and intersection between mast and wings. We partnered with a manufacturer specializing in autoclave technology capable of making the most intricate carbon fiber curvatures using high pressured air with infused epoxy. Clean products produce a clean ride - trust us, you will notice the difference in how the water exits the trailing edge of our wings.

THE RIGHT PRODUCT

Wakefoiling is regarded as difficult - we heard from retailers that were averaging as low as a 1 in 4 success rate with customers on demos. We would never want to enter the marketplace unless we knew our products were going to consistently put smiles on people's faces. Wakefoiling comes with a whole new set of rules and products that means rethinking everything we thought we knew about hydrodynamics. Anything short of making the flight experience fun wasn't going to be acceptable - and that took years. Many people that had previously tried foiling couldn't get past the "bucking bronco", got crossed up on starts, or stalled once they were up. Now these same people were having a blast on our line of Shift edition products with easier/calmer deep water starts and riding in a more controlled manner. Add in a Vertical stabilizer that flattens out the angle of the start, and locks in your foil while learning how to turn. On the high-end side we are so proud to unveil V2 of the world's best built carbon mast with that perfect synergy of lightweight response, and anti-twist so the pillar of your flight will shadow your movements with you. We complete our range with our High Aspect Wing with the speed and response anybody in the ocean would want - without sacrificing the needs of riding behind a boat.

THE RIGHT MESSAGE

This sport can be confusing. From the beginning we had a simple goal - a technical product mix that tells a simple story. It was important to us that everything about our product line was relatable and relevant. We created content to support all aspects of the how to's of flight. How to drive the boat, how to mount the foil, how to get up, how to compare surfing vs. foiling, etc. etc.

WE ANALYZED
WE DREAMED
WE CONCEPTUALIZED
WE SOURCED WE SAMPLED
WE ASKED WE TESTED
WE REPEATED
WE TWEAKED AND TWEAKED AND TWEAKED
SOME MORE
WE STEPPED OUT OF OUR COMFORT LEVEL
AND GAINED PERSPECTIVE AND TOOK A
LONG TIME
WE MADE FOILING FUN
WE MADE FOILING EASY
WE HOPE YOU ENJOY
WE HAVE THE RIGHT PARTNER, PRODUCT.
AND MESSAGE.

FOIL HISTORY

Before we tell you about why we took our time creating a line of foil products - let's take a stroll down memory lane.

Our journey in flight started out MODifying foils in the summer of 1984 on the Colorado River. It was such a wild experience with speeds as slow as 5mph but the exhilaration as if we were going 25mph. We used foils on kneeboards, wakeboards and even combo skis - yeah true story - we flew on 2 skis (it was pretty sketchy). Mike, Herb and the rest of our crew had some amazing experiences riding all things levitation which led to us making the original Air Chair many moons ago. Foiling never left us and for the past four decades - levitation has been in our DNA as enthusiasts and as creators.

MOD84
A MOMENTUM PROJECT

HERB O'BRIEN

727

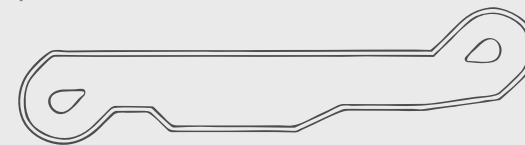
A HYDRODYNAMIC VISIONARY

The greatest mind in watersports, born on July 27th (7/27) 1944, and is regarded as the pioneer of the modern-day compression molded waterski, wakeboard, wakeskate and wakesurfer along with forever changing watersports footwear. As one of the main founders of Ronix, his spirit of endless innovation will live on forever. Foiling is so unique - requiring the finest design elements of hydro and aerodynamics. If you are only focused on lift and speed - you might be sacrificing stability or response so finding that crucial balance is everything.

ED O'BRIEN

AN AERODYNAMIC VISIONARY

Herb's father was also born on July 27th (7/27) 1910 and grew up in the Seattle area. Ed had a landmark run in the field of aeronautics. He was one of the key engineers for the B17 and B47 airplanes, the Bomarc and Minuteman missiles and also worked on the 727 airplane. He carried his methodical mind over to developing the blueprint for the most historic man-made private R&D center - Radar Lake.



In tribute to these brilliant people in their respective fields, combining the best attributes of foiling (hydro and aerodynamics) - we proudly present the 727 series: A collection of products paying homage to two people that both lived with a never-ending mindset of product revolution. For us, going to market requires a different expectation and vision and with that comes a totally different timetable.

After years in the making, we are very appreciative of the reception of Ronix foils. Sales of our 727 Foil board paired with our foil kits continue to exceed our expectations. We're honored to have thousands of Ronix foilers living by our motto - Levitate Your Life. We now proudly present our third foil collection filled with high aspects, new speeds, and taller adjustable masts.

THE EXTRA MILE

Why would a company known for its lineage in wakeboarding claim to be making the worlds best wakefoils? Because of the Ronix Extra Mile Process.

CONSTRUCTION — Most wings and masts are compression molded. This will get you a nice strong part every time. Few will take it one step further and will make a compression molded part with prepreg carbon. Now a rider will have a strong part with a slightly cleaner flash line by not having any unneeded resin that can accumulate around the edge. Then there are a couple companies that make all their carbon products using autoclave and prepreg carbon. Far and away the cleanest, strongest, and most efficient in the water.

MATERIALS — Not impressed by the fact that we make our parts like an F1 diffuser? Let's talk carbon. Most carbon products in foiling are woven fibers. They work great, they are strong, they are light, and they are the easy to produce. If you put extra priority on consistency and energy you need a spread toe carbon. But then within that menu there are endless options. We use one of the highest grades of spread toe. This carbon fiber costs us over 3x the price of a traditional woven carbon – but lives up to the name Shadow Carbon mimicking your movements as your body shifts directions.

PROCESS — Every layer of high-grade autoclave produced carbon is set for a specific placement. We don't just slap a bunch of layers on 1 side – flip it over and do the same on the other. Each layer serves a different purpose of preventing the mast from collapsing – but equally important is preventing it from twisting. To truly create anti-twist masts, you must place each layer in a different degree of angle. No 2 laminates are ever placed in the same origin. This required well over 100 samples of testing to determine the optimum angle.

PRODUCTS

ADJUSTABLE MASTS

SHORTER MAST – EASIER START
TALLER MAST – A LOT MORE FUN

Over the past couple of years, we have had 1 mast that is checking both of those boxes with the only adjustable mast going from 14" up to 20" in height. Now with our latest version it goes all the way up to 26" in height. 4 easy adjustment options each in 3" increments to truly cover the whole spectrum of beginner to intermediate/advanced level riding. It's just as easy to hone your deep water start – with 2 additional height adjustments that are tall enough to advance a rider all the way up to transferring waves.

COMPATIBLE ON ANY RONIX FUSELAGE.

VERTICAL STABILIZER

Ever notice while you are boarding an airplane that there is a rear stabilizer – and a vertical stabilizer? But your foil set up has never come with the latter option? Why do planes have them? It provides directional stability preventing the aircraft from wobbling or yawing side to side. Well, it does the same thing on your foil set up too. Not only that, it de-magnifies that aggressive launch angle out of the water. Now a rider gets a smooth start and a more controlled turn.

COMPATIBLE ON ANY RONIX FUSELAGE.

FRONT WING 101

This is where it all starts. The personality of your levitating experience. A proper flight begins and ends with a front wing set to your cadence and velocity. Before we tell you about our collection of products, let's understand the science behind Aspect Ratios (a division of the chord width by the wingspan). Here's a look at our feathered friends and how they have evolved their wings, and how we are mimicking them in the world of aquatic flight.

LONGER WINGSPAN

A longer wingspan with a narrower depth outline and a thinner profile allows flight over long distances without as much flapping.
– Basis of glide.



MEDIUM WINGSPAN

A medium wingspan with a deeper depth outline allows it to soar with reliability, while the elliptical outline creates a quicker reacting turn.



SHORTER WINGSPAN

Built for short distances with emphasis on increased stability and effortless controlled turns.
– Basis of Balance



HIGHER ASPECT RATIO

As speed increases, wingspans expand, get narrower, flatter, and more streamlined at the end.



MID ASPECT RATIO

A detuned version of its sleek HA counterpart. Still a thin profile, with a fairly flat outline, just shorter, wider, and with more arc in the leading edge.



LOWER ASPECT RATIO

As stability increases wingspans shorten, get wider, thicker, more elliptical, and curl up at the end.



FEATURES

O2 INFUSION



Wings made by air. You can't have the cleanest ride without having the cleanest technology. We make our wings using fire, ice and air. Ronix proudly presents a manufacturing process usually reserved for F1 wings. A lighter, more responsive environmentally friendly way of molding parts without any unused resin. The carbon laminates go in "dry" and just the right amount of frozen epoxy is then infused into the fibers. Then, each product is put into an air chamber where the PSI is turned up to a level that no deep-sea diver has witnessed. Through the 2-hour formation every finite portion of the product molds equally because of the evenly dispersed pressurized oxygen. There is no crease or flash line – just a perfectly shaped part without any stress points. The result is the thinnest, purest profile available. When you take that first cutback you will instantly feel the difference.

- + The most precision molded manufacturing
- + Cleanest water exit in foiling
- + Lighter construction using prepreg resins

AVAILABLE ON ALL FRONT WINGS

SHADOW CARBON



Where high end dreams become reality. The most complex spread toe carbon laminates layered with a pre cured resin each with a very specific degree of angle to achieve the best in strength, reactivity, weight reduction, and vertical and torsional stiffness. The Shadow – mimicking your every movement with premier materials and processes.

- + Riding with a powerful hydrodynamic authority displacing water with greater efficiency
- + All aspects of your flight just became, lighter, more reactive, and faster

AVAILABLE ON HIGH ASPECT AND SPEED FRONT WINGS

BIG CUTS AND EVEN BIGGER TOP END SPEED

»» HIGH ASPECT FRONT WINGS

Finally, a High Aspect wing with unparalleled drive designed for the needs of riding behind a boat. The most efficient wing in the Ronix line, the new High Aspect front wing was designed for the experienced foiler who appreciates the performance benefits of high-speed riding and increased attack angle. In wakefoiling we prioritize stall speed and tight arcing turns. By embracing a high aspect style of front wing shape the wing features a superior reduction in drag for an acceleration that holds more energy maximizing pump and glide. This front wing gives a rider the ability to effectively execute tricks and wave transitions with a consistent and precise feeling. With a unmatched spread tow carbon autoclave construction and some design theories never been used in foiling - enjoy the sensation of increased energy and hydrodynamic proficiency with this new High Aspect Series.



*BACK VIEW

910CM²1010CM²

910

910CM²

1010

1010CM²

910

86.3

12.1

8.2:1

1010

90.9

12.8

8.2:1

size (cm²)

WING SPAN (CM)

AVERAGE CHORD (CM)

ASPECT RATIO

* IMAGES NOT TO SCALE

HIGH ASPECT PERFORMANCE MEETS BALANCE STABILITY

»» SPEED

FRONT WINGS

The bridge between the extra smooth and stable Balance series and the unbridled horsepower of our new High Aspect series. For the rider that prioritizes a little bit of everything in their ride, we now have a wing with a more forgiving construction and a smaller size. Created for riders with a foiling background looking for natural glide, pumping efficiency and the secret sauce stability found in our Balance series. Easy to initiate and maintain pumps with a new slightly lower modulus construction. Typically, fast wings are high maintenance and need a lot of attention – and once they don't have it - they will fade out and the rider's momentum is gone. We added a concave running through the bottom of the front wing – and this drastically helps keep momentum even at slower speeds or in flat water conditions. Much like its Balance series sibling we also added a little twist on the end of the winglets to keep your flight riding high. A new 1130 size for smaller riders or anyone looking tight arcing turns and easier airs.



1130	1330	1530	size (cm²)
77.1	84	90	WING SPAN (CM)
16	17.6	18.7	AVERAGE CHORD (CM)
5.3:1	5.3:1	5.3:1	ASPECT RATIO

UPING THE ANTE ON CONSISTENCY AND STABILITY

»» BALANCE

FRONT WINGS


Rhythmic flow of a sequence of movements. A common theme in analyzing foils is getting great drive and lift but having a hard time controlling it. The board will skyrocket to the top, plunge to the bottom, or somewhere in between. This series of wings will ask you what floor on the elevator do you want to reach – and most importantly – keep you there because of our unique twist winglet design. A nimble turn that will easily roll over to edge with its elliptical outline and additional width. It will quickly set you in the sweet spot, keep you on your specified flight pattern and do it with a quicker reacting edge hold. High grade carbon fibers are molded in our proprietary autoclave machine for the cleanest and most exact manufacturing process available in foiling. Then we paint white over the carbon fiber so the rider can have a frame of reference of where they are in relation to the depth of the water.



1300	1600	size (cm²)
76	84	WING SPAN (CM)
18.5	20.5	AVERAGE CHORD (CM)
4.4:1	4.4:1	ASPECT RATIO

* IMAGES NOT TO SCALE

THE Revolutionary VERTICAL STABILIZER



LEVEL UP YOUR FOIL GAME

- + Increases control while turning
- + A more gradual lift on takeoffs
- + Fits on any Ronix fuselage

FOILING WILL NEVER BE THE SAME - OR AS EASY

»» VERTICAL STABILIZER

Whether you are a new rider looking for every advantage to your journey - or an intermediate rider looking to step into an advanced series the vertical stabilizer is an easy add on that will greatly change your experience. The world's only vertical stabilizer that will easily slide on any Ronix fuselage to help control and maintain your flight pattern in a way never thought imaginable. Short boards, tall masts, and big front wings are so much fun to ride - but bring about a new abrupt take off that can be hard to control even for riders with a lot of foiling experience. This stabilizer slows down that take off so a rider will have a much smoother transition start. Then, once you are riding, this stabilizer will act as a center fin locking in with every turn. Now a rider will have more of a controlled pitch and an easier to navigate locked in turn. Once a rider feels they have that foundation - the stabilizer can easily slide off to bring out the full personality of our foil set ups.



26 | size (cm²)

»» REAR STABILIZER 101

A stabilizer assists with either a roll (turning where the board will roll onto edge to create a turn) or yaw style turn (where the tail of the board will wash out to initiate a turn), the pitch (how much attack angle a foil will create) and glide (the natural speed) of your foil. All 3 of these new stabilizers have a different complementary temperament for each of these traits. We are proud to present our trio of good Samaritans that are always there to pick up the pieces left behind from the more boisterous front wing counterpart. The stabilizer should be just that - always stabilizing you. The yang to your other end of the fuselage ying. If duty calls for extra glide your stabilizer should be able to jump on the gas. Accidentally send it a little too hard on a yaw style turn your stabilizer should be able to lock in and guide you back to a normal path.

UNPARALLELED DRIVE AND CUTBACKS

»» HIGH ASPECT REAR STABILIZER

Following the lead of the new High Aspect Front wing this stabilizer maintains the feeling of balance and consistency even at higher speeds. Additionally, an important consideration in any HA rear stabilizer is its ability to confidently load and hold energy through a turn. This is achieved on the High Aspect Rear stabilizer by using winglets that are tapered into the wing tip to allow for a reduction in turbulence while providing a confident hold. This allows the rider to build power pushing through and maintaining angle when loading energy during a turn. Dial in your flight path and feel confident in your foil's ability to handle higher speed maneuvers.



135

31.3
4.3
7.3:1

size (cm²)

WING SPAN (CM)
AVERAGE CHORD (CM)
ASPECT RATIO

* IMAGES NOT TO SCALE

A FAST WING NEEDS THE SAME FROM IT'S STABILIZER

»»» SPEED REAR STABILIZER

1 portion stability of our Balance stabilizer and 1 portion of our incredibly fast new High Aspect series - we proudly present our 3rd generation Speed Stabilizer. This stabilizer will have more flow and freedom of our 3 options for a rider that puts an emphasis on glide and quickly changing directions with more of a yaw style turn creating a tight turning radius. The thought is to have a pronounced concave on the top of the stabilizer - this pocket makes for a faster overall design but more importantly it greatly improves the stall speed. Even if you aren't in the pocket of the wave or in a powerfully executed stride of pumping, this shape gives you that safety net to regain your composure to gain momentum or added height.



180

34

5

6.4:1

size (cm²)

WING SPAN (CM)

AVERAGE CHORD (CM)

ASPECT RATIO

A CO-PILOT WITH A CONSCIOUS

»»» BALANCE REAR STABILIZER

A wider base, added rake, slightly thicker profile, turned up winglets and our signature autoclave construction. The Balance wing puts an emphasis on lift and grip. The two hardest aspects of learning how to foil are generating a consistent lift while you learn how to pump and maintaining stability as you learn how the nuances of turning. Phenomenal beginner stabilizer? Most definitely. But also preferred by high end riders that want a little extra lift and stability on the back of their sleek High Aspect front wing. A proven low temperament design.



240

35

7.4

5.1:1

size (cm²)

WING SPAN (CM)

AVERAGE CHORD (CM)

ASPECT RATIO

* IMAGES NOT TO SCALE

MASTS

HOW HIGH DO YOU WANT YOUR FOIL ELEVATOR TO GO?
AND HOW QUICKLY WILL IT GET YOU THERE?

These are the most common questions asked in your flight journey. Equally important is the connection and feedback with the water. 2 things common in masts are.... 1. Alloy masts tend to be bulky, and slow. They can have somewhat of a dead feeling that don't have the response you need for a fun time regardless of your ability. 2. Carbon masts tend to be more responsive but flex too much. This twisting motion throws off your entire equilibrium in foiling. A rider might initiate a 20° turn with their body, but the mast can easily flex to a 30° angle. How do we solve these issues? In our Alloy setups we use a high-grade aluminum with an extruded hollow core reducing the weight, along with a thin profile sidewall to reduce the resistance on the water. The more advanced carbon masts are unique in that no two laminates are the same in the same configuration. We use some of the highest grade spread tow carbons but then put them on in an asymmetric layup creating more torsional stiffness. Combine the materials, the layup and our autoclave technology - and you truly have a mast living up to the name Shadow Carbon by mimicking the movements of the rider.

MAST TOP PLATE

This is the connection between the top of the mast and the foil board. CNC Machined to perfection creating a solid lock between your board and your Shift, Fluid or Pulse Mast. Using the standardized mounting distance of 3.5" between foil tracks - and our exclusive proprietary shape connecting to all our Fluid masts.

AVAILABLE IN TWO OPTIONS

- + Full Alloy - comes standard with all Shift/Fluid mast complete foil kits.
- + Hybrid Carbon - comes standard with all Pulse mast complete foil kits.

* This top plate is not required if you have a Velo 29" Mast - the top plate is built into the mast.



ALLOY

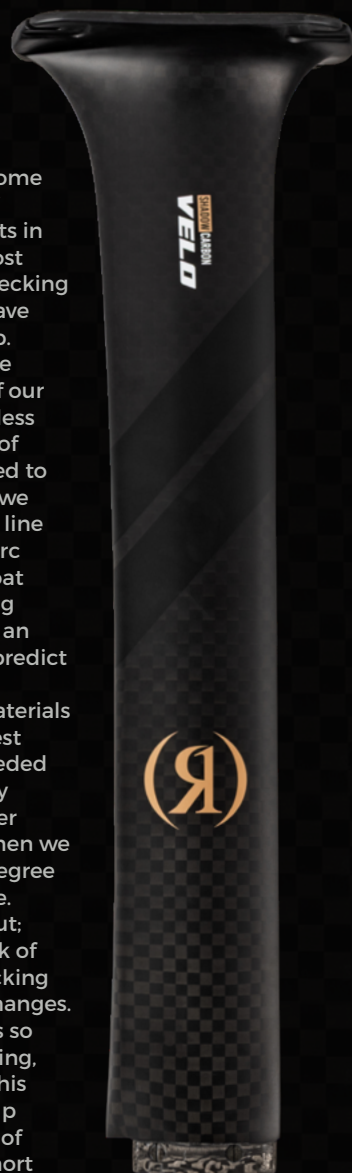


HYBRID CARBON

A NEW HIGH-END MAST THAT SHADOWS YOUR MOVEMENTS

»» VELO MAST

A dedication to natural glide wrapped in some groundbreaking technology and a new 29" construction. We have a lot of new products in our 3rd installment of foils. Possibly our most cherished product is our new Velo Mast checking all the lighter, faster, stronger boxes. We have reduced the weight by upwards of $\frac{3}{4}$ of a lb. all the while creating a stiffer, more reactive product. Welcome to the building block of our high-end anti twist pleasure seeker. Countless suppliers, years of sourcing, and hundreds of prototypes (we miss you white lightning) led to this - the spirit of carbon working in a way we only dreamed imaginable. Enjoy down the line drive mixed with a hard charging hairpin arc as you make hundreds of feet from your boat a levitating aquatic gymnasium. Fabricating a lightweight carbon mast is easy. Crafting an electrifying mind reading device that will predict your next and every move - that requires a persevering dedication to transcendent materials and processes. This was arguably the biggest undertaking in the history of Ronix. We needed a spread toe carbon fiber that would evenly disperse the energy in a way we haven't ever experienced in a traditional carbon fiber, then we applied each laminate in its own unique degree of angle that will highlight your every move. This is where the name Shadow came about; as we started to ride our rotating clockwork of laminates, we noticed the mast was mimicking our movements, not fighting our weight changes. How does this happen? Anti-twist - there is so much torsional strain happening while foiling, and your mast is constantly fighting with this stress. So, we created a truly anti-twist layup that will always put you in the driver's seat of your motions. Last but not least, is Velo - short for velocity. You can now transfer to the 4th wave with the same ease as you could our aluminum mast on the second wave.



29
74

size (in)
HEIGHT (CM)

SMOOTHNESS FOUND IN OUR FLUID, REACTIVENESS FOUND IN OUR VELO

»» PULSE MAST

Our latest incubation in the foil laboratory. A height and shape based off our Velo mast - with a construction that is a fusion of carbon and Alloy. What happens when you mix the rhythmic jazz sounds of our Fluid mast and the rock and roll octaves of Velo Mast? You get our New 29" Pulse - part smooth mixed alloy, and part heart pounding high grade spread toe carbon for a new aquatic good vibes voyage. From a personality perspective we wanted a blended mast that took traits of our other 2 mast series - and from a pricing perspective we wanted a mast that will fill in that gap. The result is a mast that any high-end rider will be able to get their wake thief on with, and a temperament that makes it an easy progression mast to grow with - especially when paired with our vertical stabilizer.



29
74

size (in)
HEIGHT (CM)

AN EXTRA STABLE MEDIUM TEMPO MAST - GOT LIGHTER FOR 2026

FLUID MAST

Stay high, stay consistent, stay fluid. Speed, lift and travel usually override arguably the most important aspect of your mast - the flow. We have tested a variety of foils in the marketplace. A common theme was feeling the foil setup turning in stages. Each pivot would be good for another "X" degrees until you finally arced through a sectioned turn. We were looking for an effortless turn like you get from ripping powder. A shape manifested with a built-in metronome to keep a consistent, prolonged cadence. The personality of this mast will see you through the progression of flight all the way to second wave exploration nearly 80 feet from the boat. A fluid session will always have you feeling in control of your ride as you comfortably stand upright in a natural foil position. Don't let it fool you though - it's still very much capable of jumping on the gas for a port to starboard wave transfer - just with smooth, linked predictable turns. Why two sizes? The 24" Fluid mast is preferred by smaller wave sizes that have somewhat of a shallow undercurrent. The 28" size is designed for bigger waves that have a deeper undercurrent. You need to set the front wing deeper into the water line for a bigger wave and vice versa for a smaller one.



24
61

28
71

height (in)
HEIGHT (CM)

4 LENGTHS IN 1 - FOILING GOT EVEN FUNNER AND EASIER

SHIFT 4 IN 1 MAST

Finally, a setup that makes foiling fun and easy. Four varying mast heights to learn the progression of flight with. The first of its kind where the mast will adapt to your ability. For several decades people have experienced the feeling of flight. Hard to beat the sensation of levitating a couple feet from the water's surface. The hurdle has always been that a taller mast is more exhilarating, but also infinitely harder to learn on. So, we changed that. We created and patented the world's only telescoping adjustable mast. The 3 major aspects of foiling are learning to deep water start, turn, and interact with the wave - now you can have 1 mast that will progress through these stages. 4 options in 1 to take you through the entire evolution of this amazing sport. New for this year the mast has a 4th adjustment height and extends all the way to 26".



17
47

20
51

23
58

26
66

height (in)
HEIGHT (CM)

HIGH ENERGY OUTPUT

LINK

FUSELAGE

Premier manufacturing and materials for a rider that wants extra snap out of a turn and feedback with their pumping. The Link is the intersection to the mast, front wing and rear stabilizer with perfection in every attribute. This streamlined conical design achieves the highest marks of anything we have ever tested in rigidity and water efficiency. A strong efficient link is in many ways the driving force to a smooth, predictable foiling experience. This version is made with our premier form of manufacturing and materials with autoclave and Shadow Carbon.

39
15

length (cm)
LENGTH (IN)



SOLID CONSISTENT RHYTHM


ALLOY LINK 3D

FUSELAGE

The Link 3D is the intersection to the mast, front wing and rear stabilizer with perfection in every nuance. Each fuselage starts out as a high-grade alloy block and is then milled on a 3 axis CNC machine to the exact dimension for the perfect fit between the connection points. This streamlined conical design achieves the highest marks of anything we have ever tested in rigidity and water efficiency. A strong efficient link is in many ways the driving force to a smooth predictable foiling experience.

39
15

length (cm)
LENGTH (IN)



FOIL BOARDS 101

Before we tell you about our 3 new aquatic aviators, here is some criteria to look for in a foil board.

DEFLECTION

Every foil board regardless of the style or ability should have qualities for deflection. V Bottoms, deep bevels, specific materials – anything we can do to repel from the water. The goal is to fly – not to surf. Available on all Ronix models.

TURNING RADIUS

There are two approaches. The first one is based on chasing a smooth arcing turn for a rider that isn't in a hurry to look the other way. This soulful approach is usually created for new to intermediate level riders. The other style is for riders that are looking to turn up the volume on their direction changes. Hairpin turns and this reactive carve is usually preferred by advanced to expert level riders. The tightest arcs are found in our new Blackbird, while the 3'9 Mod 84, and 3'8 727 are not too far behind. As we go to the bigger sizes of the Mod 84 and 727, the turning radius decreases but the laid back flow and mellow starts increase.

CONSTRUCTION

Extra durability, extra energy, or lightweight minimalist. The 727 series puts an emphasis on hard hitting - for the untimed encounters with a board rack. The Mod 84 is for the rider that wants that melodic tempo that comes from an even keeled ride with less swing weight on the scale. Last but not least is a new construction that has blown our mind - the Blackbird uses a core that is 6 times denser than most common cores, and then fully wrapped in carbon. Created for a rider that puts an emphasis on controlled power. It hits harder and reacts quicker than its Ronix board siblings.

FOOTWEAR

Straps are great for new riders – giving them an added level of security to the board making deep water starts that much easier. Ideal for the 727 series. Then on the high end side we put foot straps on the Blackbird to add that extra boost on airs. The Mod 84 is the only board in our range without foot straps. Inserts and straps add weight – and this style of rider would rather sacrifice straps for less swing weight.

QUICKER REACTION FOR EFFORTLESS PUMPING AND RECOVERIES.

▶▶ BLACKBIRD SUPERCONDUCTOR FOIL BOARD

CONSTRUCTION

**SUPER-
CONDUCTOR**

RIDING LEVEL

ADVANCED

THICKNESS

VARIED

RAIL

VERTICAL

PAD

**BLENDED
GROOVED EVA**

A hearth thumping new thrill ride. Named after its stealth aviation friend capable of speeds over Mach 3, everything about this board is meant for calculated reactivity. A recessed deck sits the rider deeper into the board feeling secure while they begin a journey of tight turns and explosive pumps. In high-end hydro foiling we feel that somewhere in that 3'8" to 3'10" length is the sweet spot for the length, but the real variable is volume. Some riders feel a thinner board will just create an even stronger connection between rider and board and prefer our slender 13-liter version. While others want a thicker profile 20-liter offering that will have more mass to deflect off the water and the extra padding below them slightly detunes the energy level to its thinner counterpart.

FEATURES

- + Super dense exclusive foam core
- + V bottom, exaggerated bevel for improved water deflection
- + Superconductor Construction - Extra emphasis on power in pumping and command through a turn - a full carbon lightweight new style of riding
- + Blended EVA Traction Pad - A compound made from both foam and rubber with machined grooves for a softer feel and the best grip in foiling
- + Handmade by Robots - Every Blackbird foil board is made from a machined core to the exact tolerance we spec'd out
- + Lava Resin - Made from a high temp resin to with stand extreme heat
- + 10" track length with industry standard 3.5" width between tracks
- + Foot straps - Big airs included



13

3'10"

2.2

18.8

ALL SIZES

20

3'10"

2.2

18.8

ALL SIZES

size (ltrs)

LENGTH (FT/IN)

ROCKER (IN)

MAX WIDTH (IN)

ADV. WEIGHT RANGE (LBS)



LONG DISTANCE TRAVELS YOU NEVER THOUGHT POSSIBLE

MOD84

FLYWEIGHT PRO FOIL BOARD

CONSTRUCTION

FLYWEIGHT PRO

RIDING LEVEL

ADVANCED

THICKNESS

STANDARD

RAIL

FULL

PAD

BLENDED GROOVED EVA

A lightweight shape that drives with more forward momentum. Tighter turns and longer travels. Pendulum – Suspended from a fixed point so that it can swing freely backward and forward. The Flyweight Pro is based on a style of board designs where the rider shifts their weight farther forward and the profile of the board allows the rider to pump with more forward momentum. Created with a thicker profile with a deep V running through the middle, and an exaggerated bevel on the outside pushing the water away as soon as the board touches down. The result is a board that will allow you to rise and begin your forward momentum even after catching the surface of the water. A faster, lighter board that will turn with more attack angle. Long distance travels you never thought possible.

FEATURES

- + Available in 3'9", or 4'2" Length
- + Thick profile, deep V / channel bottom, exaggerated bevel for improved water deflection
- + Flyweight Pro Construction – A lightweight feel mixed with extra reaction combining elements of 2 of our best - selling high-end surfer constructions
- + Blended EVA Traction Pad – A compound made from both foam and rubber with machined grooves for a softer feel and the best grip in foiling
- + Handmade by Robots – Every Mod 84 foil board is made from a machined core to the exact tolerance we spec'd out
- + Lava Resin – Made from a high temp resin to withstand extreme heat
- + 10" track length with industry standard 3.5" width between tracks



3'9"

4'2"

length (ft/in)

16.6

21.1

VOLUME (LTRS)

2.5

2.9

ROCKER (IN)

19

19

MAX WIDTH (IN)

UP TO 170

UP TO 200

INTER. WEIGHT RANGE (LBS)

ALL SIZES

ALL SIZES

ADV. WEIGHT RANGE (LBS)

THE FOUNDATION TO PROPER FLIGHT

727

TUFF TECH FOIL BOARD

CONSTRUCTION

TUFF TECH

RIDING LEVEL

ALL LEVELS

THICKNESS

THIN

RAIL

FULL

PAD

BLENDED
GROOVED EVA

FEATURES

- + Available in 3'8", 4'1", or 4'8" Length
- + Foil Specific Design - all attributes of the rocker, bevel, profile, and swing weight were designed specifically for foiling
- + Blended EVA Traction Pad - A compound made from both foam and rubber with machined grooves for a softer feel and the best grip in foiling
- + Foot straps - Deep water starts included
- + Inserts - 3 stance options for both your front and rear foot
- + Handmade by Robots - Every 727 Foil board is made from a machined core to the exact tolerance we spec'd out
- + Lava Resin - Made from a high temp resin to withstand extreme heat
- + 10" track length with industry standard 3.5" width between tracks

The perfect shape for somebody new to foiling that wants that stable, back foot heavy, riding style. Or for high end riders that want to be strapped in working on their aerals. A very consistent, medium-tempo, thin-profile board that will always have you in control.



3'8"

13.1
2.3
20.5
UP TO 160
ALL SIZES

4'1"

14.8
2.4
20.8
UP TO 180
ALL SIZES

4'8"

19.8
2.6
21.3
160+
NOT
RECOMMENDED

length (ft/in)

VOLUME (LTRS)
ROCKER (IN)
MAX WIDTH (IN)
INTER. WEIGHT RANGE (LBS)
ADV. WEIGHT RANGE (LBS)



TECHNOLOGY AND DESIGN CREATING THE ULTIMATE HYDROFOIL ENGAGEMENT

►►► HIGH ASPECT / VELO SERIES

ABILITY: EXPERT

We've all heard it. High Aspect. Look at our version of thin, wide and reactive. Why would a wakeboard company claim to be making the ultimate high end set up. First let's kick off with the construction. We developed a new core in our velo mast for 2026 - same reaction time, and turning radius - now it is just truly effortless gliding in the water. As you go thinner and narrower chord width it is easy to create unwanted flex in your wing resulting in instability and loss of power. On our wing construction - no expense was spared, like most of our foil set ups we use a high grade prepreg spread tow carbon fiber manufactured in our exclusive autoclave factory. The advancement was how many layers of carbon we are using - but also where we apply the fibers. Most of our laminates are wrapping from top to bottom or vice versa - creating torsional rigidity unlike anything we have ever ridden that thin - allowing us to get more power out of smaller engine size. Our white lab coats engineers would be bummed if we disclosed the nuances - but we truly feel this is the premier High Aspect for the needs of wake.

FEATURES

- + Velo Mast - 29"
- + Carbon Link Fuselage - 39cm
- + High Aspect Front Wing - 910cm² or 1010cm²
- + High Aspect Rear Stabilizer - 135cm²
- + Complete Hardware W/ Case
- + Protective Wing / Stabilizer / Mast Sleeves
- + Padded Foil Kit Case
- + Lift and Speed Shim

BEST PAIRED WITH

Blackbird Superconductor Foil Board



THE PERFECT BLEND OF CONTROL AND REACTIVENESS, SPEED AND STABILITY

▶▶▶ SPEED / PULSE SERIES

ABILITY: ADVANCED

Everything about this high-end wing, stabilizer, mast, and construction is based on 1 word – speed. After years and years in the making we are so proud to debut what we feel is a technological marvel in the world of high-end foiling. Autoclave manufacturing – spread toe carbon fiber with each layer wrapped at a varying degree of angle to increase the rigidity of the torsional properties and a design that lives up to the name Speed. This edition comes with our smaller front wing for a rider that wants the ultimate in down the line momentum, wide open cutbacks, and response in a pumping power that we have never experienced. As soon as we started riding this new Shadow Carbon series with a Mod 84 board, we instantly were able to ride as far back as 20 waves from the boat. Your ticket stub to being a member of the Wake Thief Club.

FEATURES

- + Pulse Mast - 29"
- + Carbon Link Fuselage - 39cm
- + Speed Front Wing - 1130cm² / 1330cm² / 1530cm²
- + Speed Rear Stabilizer - 180cm²
- + Complete Hardware W/ Case
- + Protective Wing / Stabilizer / Mast Sleeves
- + Padded Foil Kit Case
- + Lift and Speed Shim

BEST PAIRED WITH

Mod84 Flyweight Pro Foil Board



A PERFORMANCE-READY ENTRY MODEL

▶▶▶ BALANCE 28" / FLUID

ABILITY: INTERMEDIATE

This setup has a bigger pumping zone with a taller 28" Fluid Mast and a wing that combines quickness and balance. Our favorite foil set up in the summer of 2021 –this is when we realized we could have a setup that checks all the boxes, powerful pumps, solid response, a ton of down the line speed, and overall performance rivaling carbon setups that are twice the price. White lightning is for somebody that wants high end performance at a mid-level price point, understands how to pump, will use the height of the 28" mast, and wants a quick turning but still very stable design. Best ridden behind mid to larger size waves, this set up comes with the Balance 1300 wing, creating nimble turns that will easily roll over to edge with its elliptical outline and additional width. It will quickly set you in the sweet spot, keep you on your specified flight pattern and do it with a consistent, stable edge hold. Stay high, stay consistent, stay fluid with our White Lightning setup.

FEATURES

- + Fluid Mast - 28"
- + Alloy Link 3D Fuselage - 39cm
- + Balance Front Wing - 1300cm² / 1600cm²
- + Balance Rear Stabilizer - 240cm²
- + Vertical Stabilizer - 26cm²
- + Complete Hardware W/ Case
- + Protective Wing / Stabilizer Sleeves
- + Padded Foil Kit Case
- + Lift and Speed Shim

BEST PAIRED WITH

727 Tuff Tech Foil Board



PERFECT SETUP FOR SMALL TO MID-SIZE WAVES

▶▶▶ BALANCE 24" / FLUID

ABILITY: INTERMEDIATE

Always there to keep you inline, this mild temperament set up keeps the good vibe train moving by putting you in the right position to succeed. Designed for riders new to foiling all the way up to advanced foilers riding behind a small to mid size wave. The mast is short enough (24") that coordinated riders can start off with this height of a mast, while still tall enough that you can grow into a solid performer on first and second wave adventures. The Balance 1300 creates a nimble turn that will easily roll over to edge with its elliptical outline and additional width. It will quickly set you in the sweet spot, keep you on your specified flight pattern, and do it with a consistent, stable edge hold. We love the fact that the carbon wing is painted over in white so you can easily see where the front wing is relative to the waterline to help prevent breaching. This Role Model is the bridge between beginner and high-end foil offerings.

FEATURES

- + Fluid Mast - 24"
- + Alloy Link 3D Fuselage - 39cm
- + Balance Front Wing - 1300cm²
- + Balance Rear Stabilizer - 240cm²
- + Vertical Stabilizer - 26cm²
- + Complete Hardware W/ Case
- + Protective Wing / Stabilizer Sleeves
- + Padded Foil Kit Case
- + Lift and Speed Shim

BEST PAIRED WITH

727 Tuff Tech Foil Board



THE BEST BEGINNER FOIL KIT

▶▶▶ BALANCE / SHIFT 4 IN 1

ABILITY: BEGINNER

The gateway to flight – the easiest foil set up available to experience foiling's ups and downs – complete with an adjustable mast and a stable wing setup. This series will accomplish 3 things for you. 1. Make deep water starts a breeze. 2. Give you the confidence to turn your foil kit and really understand the correct body position as you navigate your set up through the waters. 3. Begin your journey of flying without a handle in smaller wave conditions. Featuring our adjustable Shift Mast in 3 varying heights that will advance your riding as you are ready to move on to the next higher mast height. The Balance 1300 creates a nimble turn that will easily roll over to edge with its elliptical outline and additional width. It will quickly set you in the sweet spot, keep you on your specified flight pattern and do it with a consistent, stable edge hold. We love the fact that the carbon wing is painted over in white so you can easily see where the front wing is relative to the waterline to help prevent breaching. Enjoy your Stairway to Heaven.

FEATURES

- + Shift 4 In 1 Mast - 17"/20"/23"/26"
- + Alloy Link 3D Fuselage - 39cm2
- + Balance Front Wing - 1300cm2
- + Balance Rear Stabilizer - 240cm2
- + Vertical Stabilizer - 26cm2
- + Complete Hardware W/ Case
- + Protective Wing / Stabilizer Sleeves
- + Padded Foil Kit Case
- + Lift and Speed Shim

BEST PAIRED WITH

727 Tuff Tech Foil Board



OUR BEST-SELLING SET UP FOR A REASON

▶▶▶ BALANCE / SHIFT 4 IN 1 / 28"

ABILITY: BEGINNER/INTERMEDIATE

This might be a little presumptuous on our part – but we are going to go ahead and map out your next 3 summers. Let's kick off the first half of summer 1. It involved the best beginner foil set up with the Shift Mast, Balance wing, and a vertical stabilizer. You will have an easy transition to learning the fundamentals as you advance through the different mast heights how to start, turn, and eventually fly without a rope. At some point towards the latter half of that year you are going to want to slide the stabilizer off and experience a little more freedom and speed. Then comes summer number 2. Once we dust off the cobwebs and get back to your normal flying ways you will want to step up to our more advanced 28" fluid mast. This is where you will be able to embark on wake transfers and really get your bearings of generating speed. Summer # 3 you will be having 4th wave transfers and looking like a seasoned vet – all with the same set up. If you were to only ever buy only 1 foil set up – this would be the one.

FEATURES

- + Shift 4 In 1 Mast - 17"/20"/23"/26"
- + Fluid Mast - 28"
- + Alloy Link 3D Fuselage - 39cm
- + Balance Front Wing - 1300cm2
- + Balance Rear Stabilizer - 240cm2
- + Vertical Stabilizer - 26cm2
- + Complete Hardware W/ Case
- + Protective Wing / Stabilizer Sleeves
- + Padded Foil Kit Case
- + Lift and Speed Shim

BEST PAIRED WITH

727 Tuff Tech Foil Board



MODIFYING 101

SHIMS: LIFT VS. SPEED

We offer 2 metal shims that are mounted between the fuselage and the rear stabilizer – one shim is designed for more speed while the other is created for added lift. Every Ronix set up has the rear stabilizer mounted below the fuselage, and can easily attach a shim between the two.



+1° SHIM

By decreasing the height of the trailing edge of the rear stabilizer you will notice increased glide, speed and a looser ride.

-1° SHIM

By raising the height of the trailing edge of the rear stabilizer you create more drag, but increase the overall lift and stability of your ride.

Which set up is right for you? Honestly some of our best foil sessions haven't even involved using a shim. A shim is by no means a mandatory piece to your foil puzzle – our setups have a great combination of lift and speed on their own. But some beginner to intermediate level riders prefer a more stable shim with more lift, and some advanced level riders prefer a slightly faster ride.

MOVING YOUR MAST

Loosen track hardware and gradually move the mast top plate either forward (towards the tip of the board) for increased lift, or backwards (towards the tail) for less lift, but more stability. We have a numbering order on the board so once you know where your ideal setting is you can easily reference it the next time you mount the mast. Your ideal mast location will also depend on the foil set up you are riding, along with the board shape and length. When first learning how to foil we encourage you to move the mast all the way towards the tail of the board for an easier deep water start.



ANTI-SEIZE GREASE



Every complete Ronix foil set up comes with this lubricant. When applied, it allows the least amount of torque to achieve the maximum amount of tightening force. More importantly the bolts will be easier to detach after long term storage.

HOW TO USE:

1. Have the material out of harm's way – and keep away from hands and mouth.
2. Have paper towels present to help clean up any excess residue.
3. Gently squeeze a small amount of lubricant out of the tube onto the lower portion of the side of the bolt.
4. Insert the screw all the way in, then remove the screw and make sure that the lubricant has covered the entire perimeter of the bolt. If it is not covered, apply a little more material.

HARDWARE

Included hardware for each one of our foil kit series:

VELO MAST

- 4 | Foil Board Track Screws & Inserts M6 35mm
- 3 | Front Wing Screws M6 25mm
- 2 | Rear Stabilizer Screws M6 14mm
- 2 | Fuselage to Mast Screws M8 30mm

PULSE MAST

- 4 | Foil Board Track Screws & Inserts M6 35mm
- 3 | Front Wing Screws M6 25mm
- 2 | Rear Stabilizer Screws M6 14mm
- 2 | Fuselage to Mast Screws M8 30mm
- 2 | Mast Top Plate to Mast Screws M8 30mm

FLUID 24"/28" MAST

- 4 | Foil Board Track Screws & Inserts M6 35mm
- 3 | Front Wing Screws M6 25mm
- 2 | Rear Stabilizer Screws M6 14mm
- 2 | Fuselage to Mast Screws M8 40mm
- 2 | Mast Top Plate to Mast Screws M8 40mm

SHIFT 4 IN 1 ADJUSTABLE MAST

- 4 | Foil Board Track Screws & Inserts M6 35mm
- 3 | Front Wing Screws M6 25mm
- 2 | Rear Stabilizer Screws M6 14mm
- 2 | Fuselage to Mast Screws M8 40mm
- 2 | Mast Top Plate to Mast Screws M8 40mm
- 2 | Side Screws & Inserts Torx T30 Customized



* Each respective hardware size includes one extra piece.
all hardware is high-grade stainless steel.

ADJUSTABLE FOOT STRAPS

The 727 Foil boards come complete with two adjustable foot straps. An easier foil experience learning deep water starts begins with having your feet secure in these straps.



FOIL STAND

Each stand is crafted by us in the good ol' US of A where all of our foil products are designed. What better flex than to perch your new Shadow Carbon set up in the middle of your living room.




FUSELAGE TIP PROTECTOR

A silicone part that easily slips on to the end of any Ronix fuselage.



T30 T-HANDLE

The Torque T30 Stainless Steel T-Handle is an anti-rust tool that works for all Ronix foil hardware.



NEO SLEEVES

600 Denier Nylon Padded Neo Sleeves to protect your front wing, rear stabilizer and mast.



THE SOCIAL

A fun board skate that's good for your soul. We appreciate good vibes more today than we ever have. There is nothing like the enjoyment of being with your crew of family and friends partaking in wake's great adventures. With the Social you'll experience the freedom of jumping on a board sans footwear and sessioning the water in such a pure way. The shape of the skate incorporates the concave and built-in kick tail with the performance of our high-end wakeboard construction. We took our popular Electric Collective series and made a compression molded version filled with our magical Modello foam. The result is our most buoyant and durable skate designed for social aquatic gatherings of like-minded congenial harvesters. It is such a fun sport, and we are proud to offer a model catering to its innocence.

CONSTRUCTION

**MODELLO/EVA
TOP DECK**

ROCKER

BLENDED

FINS

**1.2" (2) SKATE
FINS**

42 45

UP TO 170 165+
2.1 2.3
15.6 16
680 712

size (in)

WEIGHT (LBS)
ROCKER (IN)
CENTER (IN)
SURFACE AREA (SQ IN)



ROVE KARVER

The ultimate soul turn shredder. Ever wanted to strip everything off a deck, slap some big ol' fins on the back, chuck your boots and just go for a soul turn sesh? More surface area and deeper fins than any of our other skates – giving you the stability of your favorite longboard to shred an effortless cutback. It's not always about the wake – sometimes it's the path you take to get there. Up-shift a gear with the most affordable, fast, and reliable ride in our line with a 3-fin design ready to bury the rail.

CONSTRUCTION

**MAPLE WOOD/
EVA TOP DECK**

ROCKER

BLENDED

FINS

**1.75" (3) HOOK
WAKE FINS**

ADDITIONAL FEATURES

TRI FIN

40 42 44

UP TO 180 155+ 165+
1.8 1.9 2
16.2 16.2 16.2
594 623 653

size (in)

WEIGHT (LBS)
ROCKER (IN)
CENTER (IN)
SURFACE AREA (SQ IN)



▶▶▶ ELECTRIC COLLECTIVE

The wood constructed alternative concave skate. Created with a smooth, explosive lift like the rest of our skates, and with built-in concave/ kicktail for skaters looking for stability and board control. Without being anymore sensationalized than we already are, we think we found a way to bottle the emotion of the "it" factor. An electrifying marine dance that our wood board riding forefathers would be proud of.

CONSTRUCTION

**MAPLE WOOD/
EVA TOP DECK**

ROCKER

BLENDED

FINS

**1.2" (2)
SKATE FINS**

ADDITIONAL FEATURES

MAPLE WOOD

	41	45	size (in)
UP TO 180	160+		WEIGHT (LBS)
1.8	2		ROCKER (IN)
15.4	16.2		CENTER (IN)
567	621		SURFACE AREA (SQ IN)





VESTS

COAST GUARD APPROVED

The perfect fit – CGA to impact, wakeboard to wakefoil, traditional stature, or long upper torso, more comfort, less weight, added flexibility. Another milestone year in our vest line up – we are excited for you to see this innovative, broad based product line.

»» CERTIFICATIONS

L70 US/CA CGA



US Coast Guard & Transport Canadian Approved Life Vest

ATOMIK
TROOPER
HIGHLIFE
DYNO
VOLCOM
POINTBREAK
BLACKJACK
REALM
SUPERNOVA
IMPERIAL

CLOUD BREAK
AVALON
DAYDREAM
DRIVER'S ED
PROM QUEEN
NEPTUNE
ATLANTIS
VISION YOUTH/CHILD
AUGUST YOUTH/CHILD

L70 US CGA



US Coast Guard Approved Life Vest

MEGACORP
KOAL
COVERT
TOP GROM
LAGUNA
VISION INFANT
AUGUST INFANT

»» CGA FILES

L70 CAPELLA 3.0

Automatically curved to the shape of your body. This 3rd generation Capella now features tapered foam gradually getting thinner as it fades from shoulders to the stomach. Enter Braveheart voice - "they will never take our freedom." This vest offers a spoonful of sovereignty.

ATOMIK
TROOPER
HIGHLIFE
MEGACORP
KOAL

SUPERNOVA
IMPERIAL
DRIVER'S ED
PROM QUEEN

YES

Is it approved by the Coast Guard? Yes. Was it created with a lightweight minimalist design? Yes. Will your jokes get funnier? Yes. Designed for standard and longer torsos? Yes. Will you get compliments from the fashion police? Yes.

POINT BREAK
VOLCOM
BLACKJACK
CLOUD BREAK
AVALON

STANDARD

Can't justify the ticket price of our technology jackets, but don't want to skip on buoyancy?

COVERT
REALM
DAYDREAM

L70 KID'S STANDARD

From just out of the gates on up to the teen years - these kid's vests were designed for all day boating comfort.

NEPTUNE
ATLANTIS
TOP GROM
LAGUNA
VISION
AUGUST

CGA FRONT FOAMS

Bits and pieces of cohabitating bubbles all doing their special little thing. Regardless of the foam, all our vests are skived for better comfort and movement.

DIAMOND FLEX TECH


Diamonds are now a man's best friend too! A siped pattern in our foam for a primo formation around your body. Found on Cushion Foam.

CUSHION

Our most flexible and softest CGA foam in the Ronix line. It molds easily to the body, enhancing comfort during extended wear and reducing fatigue while you wakeboard, wakesurf or wakefoil.

2 TO 1

The foam starts in the chest at 2" thick, then fades to 1" thick around your waist. Buoyancy where you need it, and mobility where you want it.



CGA BACK FOAMS

CUSHION

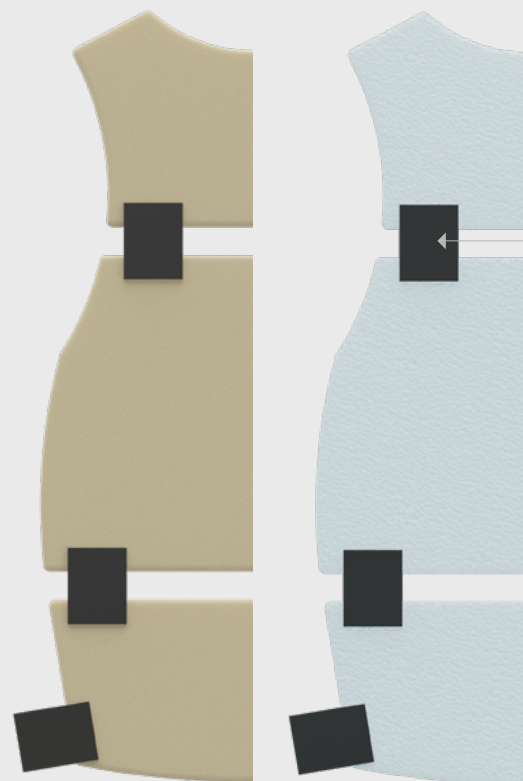
Our most flexible and softest CGA foam in the Ronix line. It molds easily to the body, enhancing comfort during extended wear and reducing fatigue while you wakeboard, wakesurf or wakefoil.

SUPPORTIVE

For the rider that wants extra pressure on their back with built in lumbar support. Power and response in your jacket.

FOAM TIE STRAPS

We tuck our foam in a harness so there is no shift between the neoprene shell and the inner foam.



▶▶ FIT

MANHATTAN TAILORED FIT

Designed entirely for the avid waterman. We went deep into the outfitting process and borrowed some principles from lifelong NYC tailors who know what it takes to form a flawless fit. Once Mr. Manhattan got the dimensions all dialed in, the next step was to dial in the ratio of sizes ranging from XS all the way to a 4XL. So not only did we create the perfect fit, but we have it in 8 different sizes.



WOMEN'S TAILORED FIT

We took our award winning fit and adapted it for a woman's physique in three of our models.



STANDARD & LONGER TORSO FIT

Vests that are designed 2" longer than a standard vest. Sometimes it's just a little awkward when your belly button is saying hello.




SHORT & STANDARD TORSO FIT

Based around the symmetry of a shorter and a standard chest height.



CYLINDRICAL CONSTRUCTION

There was this homie named Capella from back in the day. He knew the earth was round. We ripped off his theories and made our vests round. A cylindrical fit that curves to your body unlike any flat vest. The only vest of its kind.



ECO

H2O YARN



A wide selection of our fabrics are knitted with yarn made from recycled plastic bottles.

H2O GLUE



Most of our neoprene is laminated together with a water-based glue.


NATURE'S NEOPRENE



Neoprene is normally made of petrochemicals - instead we use neoprene made from Limestone. It also lasts longer and is more comfortable.

FUNCTION

SILK SKIN



The least abrasive material to ever be used in the life vest world. Extra smooth to the touch - and extra repellant to water.

WATER RESISTANT LINER



You know that annoying face you make when you must try on your buddy's wet life vest? Not no more. We created a liner that greatly reduces water seeping into a vest, and most importantly, reducing the weird "wet vest" face.

2 WAY STRETCH



A neoprene sponge material that moves side to side when you do.

OVERSIZED ARM HOLES



Sometimes those arms like to flap - these bigger holes let you roll the windows down with ease.

NECK & ARM HOLE FLEECE LINER



Happy kids = happy boating. Nothing makes kids happier than the soft fleece lining on our vests. That's why all our little tyke models come equipped with this happy technology.

▶▶ CAPELLA

Back in the day they figured out the Earth isn't flat - why did it take this long to realize your vest shouldn't be either? The only vest of its kind with a round cylinder function giving extra rib protection and a seam running diagonally across your back allowing movement that was only previously reached by tree inhabiting primates. One day we sat down wondering how a t-shirt is made since in most cases there is never a seam. Because of that you have a true formed fit wrapping all the way around your body. Yet vests always have a cut line going down the rib cage. An easier way to make a vest for sure, but a rider doesn't have the same side protection, or the best ergonomically correct fit around their torso. Contoured to your body, flexing with a rider during an aerial assault without any hindrance. Freedom of mobility that was once only harvested from the greatness of those non buoyant impact jackets. Why is it called the Capella vest you ask? Way back when, everybody was saying if you sail in one direction for too long you will fall off the face of the Earth, but Capella and his homies knew otherwise. Smart cats, and we are trying to pick up where they left off with a design of water suspension attire that is meant to be constructed with a round curvature and a truly form fit. So don't ride in this oversized armhole vest for us. Do it for Capella - a man with a vision of greener pastures that are forced down by the gravitational pull of Mother Nature allowing us all to live in this curved ball. We even spit shined these distinctly different fitting buoyant garments with some extra sexy materials. Changing the way you think about legalized flotation. Trust us, you need to try it on.



CAPELLA 3.0

ATOMIK

✓ US/CANADA COAST GUARD APPROVED

There are certain things in life we can't over emphasize – how cool Larry Tesler is for inventing cut, copy and paste on a keyboard, and last but definitely not least – how much cooler atoms are than molecules. As kids we had to memorize the periodic table of elements and learn all about molecules. Well guess what those little homes were screwed if it isn't for the real powerhouse that is atoms. In honor of our fundamental building blocks, we proudly present our latest in flexibility and flotation – The Atomik. Stay hydrated sipping some H2O with your built in coldy holdy on our latest 2 to 1 foam Capella vest.

COMES WITH COLDY HOLDY

OVERSIZED ARM HOLES

CYLINDRICAL CONSTRUCTION

WATER RESISTANT

MANHATTAN TAILORED FIT

SILK SKIN

2 WAY STRETCH

STANDARD & LONGER TORSO FIT

FOAM TIE STRAPS

DIAMOND FLEX TECH

2 TO 1 FOAM

CHEST & BACK CUSHION FOAM



S	M	L	XL	2XL	size
31-34	34-37	37-40	40-43	43-46	CHEST SIZE (IN)
79-86	86-94	94-102	102-109	109-117	CHEST SIZE (CM)

CAPELLA 3.0

▶▶ TROOPER

✓ US / CANADA COAST GUARD APPROVED

The name says it all. Much like its land-dwelling siblings this vest creates aquatic law and order. Protecting us from the unknowns that lurk beneath us with its buoyant but flexible 2 to 1 tapered foam. All the while free from any abrasion with our new Silk Skin fabric for a softer ride down buoyancy cove. Still not impressed? The Trooper is also guaranteed to regulate your beverages temperature with a built in coldy holdy.

COMES WITH COLDY HOLDY

OVERSIZED ARM HOLES

CYLINDRICAL CONSTRUCTION

WATER RESISTANT

MANHATTAN TAILORED FIT

SILK SKIN

2 WAY STRETCH

STANDARD & LONGER TORSO FIT

FOAM TIE STRAPS

DIAMOND FLEX TECH

2 TO 1 FOAM

CHEST & BACK CUSHION FOAM



S	M	L	XL	2XL	size
31-34	34-37	37-40	40-43	43-46	CHEST SIZE (IN)
79-86	86-94	94-102	102-109	109-117	CHEST SIZE (CM)

CAPELLA 3.0

HIGHLIFE

✓ US/CANADA COAST GUARD APPROVED

Top notch living deserves the finer things in life on the water as well. A five-star experience awaits you as you indulge in a life of tapered 2 to 1 foam luxury. The only Coast Guard approved vest of its kind with a cylindrical construction dispersing the flotation around your sides for adding protection on your rib cage and less foam in your lower stomach means added flexibility. A symphony of bubbles could be poured and cooled with your built in coldy holdy.

COMES WITH COLDY HOLDY

OVERSIZED ARM HOLES

CYLINDRICAL CONSTRUCTION

WATER RESISTANT

MANHATTAN TAILORED FIT

2 WAY STRETCH

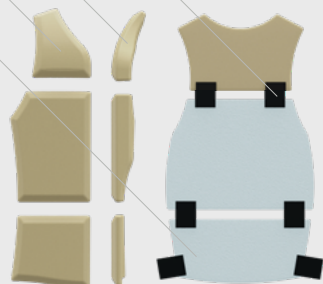
STANDARD & LONGER TORSO FIT

FOAM TIE STRAPS

2 TO 1 FOAM

CHEST CUSHION FOAM

BACK SUPPORTIVE FOAM



S	M	L	XL	2XL	size
31-34	34-37	37-40	40-43	43-46	CHEST SIZE (IN)
79-86	86-94	94-102	102-109	109-117	CHEST SIZE (CM)

CAPELLA 3.0

▶▶▶ KOAL

✓ US COAST GUARD APPROVED

The ultimate wakesurf inspired CGA vest. You know that feeling when you go to crouch down to assume the wakesurf position, and it feels like there is a small ballast bag attached to your stomach? Well... not anymore. Our thinnest CGA vest gives you more freedom to stay low for the endless summer barrel. Created with a cylindrical design and our exclusive tapered 2 to 1 foam.

OVERSIZED ARM HOLES

CYLINDRICAL CONSTRUCTION

WATER RESISTANT

MANHATTAN TAILORED FIT

2 WAY STRETCH

STANDARD & LONGER TORSO FIT

FOAM TIE STRAPS

2 TO 1 FOAM

CHEST CUSHION FOAM

BACK SUPPORTIVE FOAM



S	M	L	XL	2XL	3XL	4XL	size
31-34	34-37	37-40	40-43	43-46	46-49	49-52	CHEST SIZE (IN)
79-86	86-94	94-102	102-109	109-117	117-124	124-132	CHEST SIZE (CM)

CAPELLA 3.0

MEGACORP

✓ US COAST GUARD APPROVED

Why name a life jacket Megacorp? When you have the best fitting series of life jackets available - you can draw parallels to a major entity. No, it doesn't have any correlation to the life jacket itself - but it helps feed our Coast Guard Approved egos. Another 2 to 1 fit cylindrical Capella designed surf masterpiece.

OVERSIZED ARM HOLES

CYLINDRICAL CONSTRUCTION

WATER RESISTANT

MANHATTAN TAILORED FIT

2 WAY STRETCH

STANDARD & LONGER TORSO FIT

FOAM TIE STRAPS

2 TO 1 FOAM

CHEST CUSHION FOAM

BACK SUPPORTIVE FOAM



S	M	L	XL	2XL	3XL	4XL	size
31-34	34-37	37-40	40-43	43-46	46-49	49-52	CHEST SIZE (IN)
79-86	86-94	94-102	102-109	109-117	117-124	124-132	CHEST SIZE (CM)

YES

►► DYN0

✓ US/CANADA COAST GUARD APPROVED

Let's take a trip down tv memory lane? You remember one of the all-time greats called Good Times? Jimmie Walker goes into story time mode talking about how his girlfriend's smile lights up the night - dyno mite!!! How do we give a shout out to one of the true comedic greats - without naming a safety device after an explosive? A new eco-friendly North American approved masterpiece - we proudly present the Dyno. Bold, light hearted and safe - all in one.

OVERSIZED ARM HOLES

WATER RESISTANT

MANHATTAN TAILORED FIT

2 WAY STRETCH

NATURE'S NEOPRENE

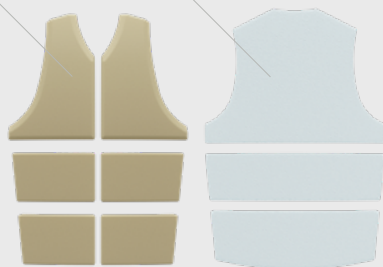
H2O GLUE

H2O YARN

STANDARD & LONGER TORSO FIT

BACK SUPPORTIVE FOAM

CHEST CUSHION FOAM



S	M	L	XL	2XL	3XL
31-34	34-37	37-40	40-43	43-46	46-49
79-86	86-94	94-102	102-109	109-117	117-124

size

CHEST SIZE (IN)
CHEST SIZE (CM)

YES

▶▶ VOLCOM

✓ US/CANADA COAST GUARD APPROVED

Did you know stones float? You know in that one basketball movie where they were wondering if that dude can jump? Then they started talking about how you don't listen to Jimi Hendrix-you feel Jimi. When you look at that Stone logo-you feel it-you don't just see it. For three decades they have redefined marketing within action sports more than any other company. Added to their resume - they have helped design a great fitting Coast Guard approved vest with us.

OVERSIZED ARM HOLES

WATER RESISTANT

MANHATTAN TAILORED FIT

2 WAY STRETCH

NATURE'S NEOPRENE

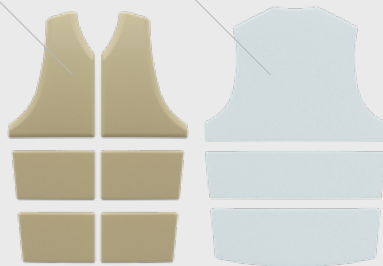
H2O GLUE

H2O YARN

STANDARD & LONGER TORSO FIT

BACK SUPPORTIVE FOAM

CHEST CUSHION FOAM



S	M	L	XL	2XL	3XL	size
31-34	34-37	37-40	40-43	43-46	46-49	CHEST SIZE (IN)
79-86	86-94	94-102	102-109	109-117	117-124	CHEST SIZE (CM)

YES

POINTBREAK

✓ US/CANADA COAST GUARD APPROVED

Johnny Utah would be proud of this sea dwelling masterpiece. Inspired by our favorite watering hole and named after an all-time classic, this Manhattan fit Yes vest is tailored to your body right out of the box. Enjoy a new swell while you reminisce with your best impersonation of telling Bodhi he is going down.

OVERSIZED ARM HOLES

WATER RESISTANT

MANHATTAN TAILORED FIT

2 WAY STRETCH

NATURE'S NEOPRENE

H2O GLUE

H2O YARN

STANDARD & LONGER TORSO FIT

BACK
SUPPORTIVE FOAMCHEST
CUSHION FOAM

S	M	L	XL	2XL	3XL
31-34	34-37	37-40	40-43	43-46	46-49
79-86	86-94	94-102	102-109	109-117	117-124

size

CHEST SIZE (IN)

CHEST SIZE (CM)

YES

▶▶ BLACKJACK

✓ US/CANADA COAST GUARD APPROVED

We double downed on our eco-friendly material design with our latest CGA vest - the Blackjack. A stealth look and a fit created by a renowned suit tailor in NYC. True story we hired a respected seamster to design the perfect fit from small to 3XL. Be sure to hold when a dealer is showing a 6 - and check out our latest floating device.

OVERSIZED ARM HOLES

WATER RESISTANT

MANHATTAN TAILORED FIT

2 WAY STRETCH

NATURE'S NEOPRENE

H2O GLUE

H2O YARN

STANDARD & LONGER TORSO FIT

BACK
SUPPORTIVE FOAMCHEST
CUSHION FOAM

MEN'S CGA

S	M	L	XL	2XL	3XL	size
31-34	34-37	37-40	40-43	43-46	46-49	CHEST SIZE (IN)
79-86	86-94	94-102	102-109	109-117	117-124	CHEST SIZE (CM)

STANDARD FIT

REALM

✓ US / CANADA COAST GUARD APPROVED

At Ronix we love sourcing advanced materials, designing beautiful products – but what you might not have known is we are always up for some theatrics on a grand scale. Like for instance this life vest – a standard fitting vest that is content with staying in its unassuming lane of specs and features and we call it the realm? We love a great fitting vest – and turning the volume up on sensationalizing – so glad we were able to fine the perfect marriage of these 2 pastimes on this moderately priced CGA garment.

OVERSIZED ARM HOLES

WATER RESISTANT


2 WAY STRETCH

NATURE'S NEOPRENE

H2O GLUE

H2O YARN

SHORT & STANDARD TORSO FIT

BACK
SUPPORTIVE FOAMCHEST
CUSHION FOAM

S	M	L	XL	2XL	3XL
35-37.5	37.5-40	40-42.5	42.5-45	45-47.5	47.5-50
89-95	95-102	102-108	108-114	114-121	121-127

size

CHEST SIZE (IN)

CHEST SIZE (CM)

STANDARD FIT

COVERT

✓ US COAST GUARD APPROVED

Buoyancy on a budget. Without a heavy sigh, this vest is a flat traditional construction – but it has a certain je ne sais quoi. You see, this little floatable tiger has a spirit that is just undeniable and comes in at our most affordable value. She's a real peach at keeping your head above water and comfortable for a day on the boat.

OVERSIZED ARM HOLES

WATER RESISTANT


2 WAY STRETCH

NATURE'S NEOPRENE

H2O GLUE

H2O YARN

SHORT & STANDARD TORSO FIT

BACK
SUPPORTIVE FOAMCHEST
CUSHION FOAM

S	M	L	XL	2XL	3XL
35-37.5	37.5-40	40-42.5	42.5-45	45-47.5	47.5-50
89-95	95-102	102-108	108-114	114-121	121-127

size

CHEST SIZE (IN)
CHEST SIZE (CM)

WOMEN'S VESTS

COAST GUARD APPROVED

Fit and function meets fashion. A beautiful sleek new lineup of women's models. Technical features for the first lady of the waterway.



CAPELLA 3.0

▶▶▶ SUPERNOVA

✓ US/CANADA COAST GUARD APPROVED

A high-end garment featuring 2 To 1 foam with up to twice as much thickness in the upper chest segment as the lower region. The thin profile through your stomach makes it so much easier to crouch down for a well- executed wakeboard grab or to be in a more relaxed surf body position.

OVERSIZED ARM HOLES

WOMEN'S TAILORED FIT

WATER RESISTANT

CYLINDRICAL CONSTRUCTION

2 WAY STRETCH


STANDARD & LONGER TORSO FIT

FOAM TIE STRAPS

BACK
SUPPORTIVE FOAM

2 TO 1 FOAM

CHEST & BACK
CUSHION FOAM



S	M	L	XL	2XL	size
35-37	37-39	40-42	43-45	46-48	CHEST SIZE (IN)
89-94	94-100	101-108	109-115	116-122	CHEST SIZE (CM)

CAPELLA 3.0

IMPERIAL

✓ US/CANADA COAST GUARD APPROVED

Our latest Capella model recognizing that the Earth isn't flat – your life jacket shouldn't be either. A circular torso, complete with tapered foam providing more flexibility and movement in your lower body. Approved by the empire and the CGA – this high-end garment combines the best of soft conforming cushion foam on your chest and more supportive foam on your lumbar.

OVERSIZED ARM HOLES

WOMEN'S TAILORED FIT

WATER RESISTANT

CYLINDRICAL CONSTRUCTION

2 WAY STRETCH


STANDARD & LONGER TORSO FIT

FOAM TIE STRAPS

BACK
SUPPORTIVE FOAM

2 TO 1 FOAM

CHEST & BACK
CUSHION FOAM



WOMEN'S CGA

S	M	L	XL	2XL	size
35-37	37-39	40-42	43-45	46-48	CHEST SIZE (IN)
89-94	94-100	101-108	109-115	116-122	CHEST SIZE (CM)

YES

►► CLOUDBREAK

✓ US/CANADA COAST GUARD APPROVED

Bold colors, subtle cut lines and a conforming fit made specifically for the true rulers of the waterway. A parting of the skies of our Women's tailored fit CGA chef-d'oeuvre Yes vest.

OVERSIZED ARM HOLES

WATER RESISTANT

WOMEN'S TAILORED FIT

2 WAY STRETCH

NATURE'S NEOPRENE

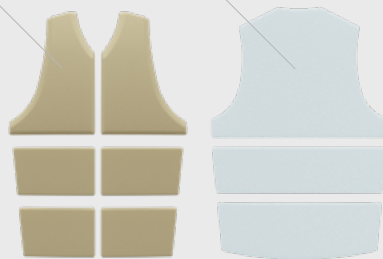
H2O GLUE

H2O YARN

STANDARD & LONGER TORSO FIT

BACK
SUPPORTIVE FOAM

CHEST
CUSHION FOAM



S	M	L	XL	2XL	size
35-37	37-39	40-42	43-45	46-48	CHEST SIZE (IN)
89-94	94-100	101-108	109-115	116-122	CHEST SIZE (CM)

YES

▶▶ AVALON

✓ US/CANADA COAST GUARD APPROVED

Ohhh YES!!!! Ladies rejoice there is a fabulous fitting North American CGA Approved masterpiece with the same features as our popular Men's Yes line of vests – now scaled for a Women's torso. A more affordable option than our Capella series, and more freedom for range of motion than our Daydream vest.

OVERSIZED ARM HOLES

WATER RESISTANT

WOMEN'S TAILORED FIT

2 WAY STRETCH

NATURE'S NEOPRENE

H2O GLUE

H2O YARN

STANDARD & LONGER TORSO FIT

BACK
SUPPORTIVE FOAM

CHEST
CUSHION FOAM



WOMEN'S CGA

S	M	L	XL	2XL	size
35-37	37-39	40-42	43-45	46-48	CHEST SIZE (IN)
89-94	94-100	101-108	109-115	116-122	CHEST SIZE (CM)

STANDARD FIT

DAYDREAM

✓ US / CANADA COAST GUARD APPROVED

Safety doesn't take a vacation. Our most affordable CGA vest that's still packed with features for female shredders looking for solid buoyancy and comfort in a functional design. A wishful creation of the imagination.

OVERSIZED ARM HOLES

WATER RESISTANT

2 WAY STRETCH

NATURE'S NEOPRENE


H2O GLUE

H2O YARN

SHORT & STANDARD TORSO FIT

BACK
SUPPORTIVE FOAM

CHEST
CUSHION FOAM



S	M	L	XL	size
33-36	36-39	39-42	42-45	CHEST SIZE (IN)
84-91	91-99	99-107	107-114	CHEST SIZE (CM)

CAPELLA 3.0

▶▶▶ DRIVER'S ED

✓ US/CANADA COAST
GUARD APPROVED

Peak performance in a teen's vest. You might still have to drive with your parents – but at least you will have the most innovative design in a Coast Guard Life Vest. Teenage years are about freedom – and this vest has even more of it featuring tapered 2 to 1 foam and a cylinder design.

OVERSIZED ARM HOLES

CYLINDRICAL CONSTRUCTION

WATER RESISTANT

TAILORED FIT

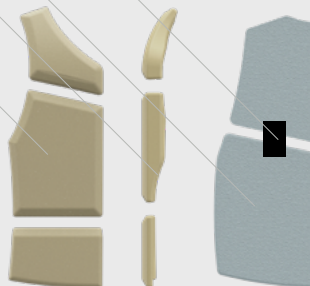
2 WAY STRETCH

STANDARD & LONGER TORSO FIT

FOAM TIE STRAPS

SUPPORTIVE BACK FOAM

2 TO 1 FOAM

CHEST & BACK
CUSHION FOAM

TEEN

size

95-125

WEIGHT (LBS)

27-30

CHEST SIZE (IN)

68.5-76

CHEST SIZE (CM)

CAPELLA 3.0

▶▶▶ PROM QUEEN

✓ US/CANADA COAST
GUARD APPROVED

Jump on stage and accept our CGA teen edition crown. This CGA vest is designed for the Prom Queen at the lake. Built around a cylindrical model with tapered 2 to 1 foam, no other teen's vest fits anything like it.

OVERSIZED ARM HOLES

CYLINDRICAL CONSTRUCTION

WATER RESISTANT

TAILORED FIT

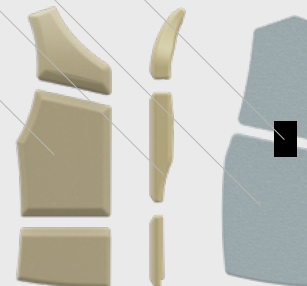
2 WAY STRETCH

STANDARD & LONGER TORSO FIT

FOAM TIE STRAPS

SUPPORTIVE BACK FOAM

2 TO 1 FOAM

CHEST & BACK
CUSHION FOAM

TEEN

size

95-125

WEIGHT (LBS)

27-30

CHEST SIZE (IN)

68.5-76

CHEST SIZE (CM)

JR. STANDARD

▶▶▶ NEPTUNE

✓ US/CANADA COAST
GUARD APPROVED

A boy's specific model for a very important size. Not quite ready to fill out a teen vest – but no longer a grom fitting into our popular youth series. For the past several years we have been developing this new series with a panel of riders just hitting the century mark on the scale so we could determine the right fit. And so the Junior Neptune Capella was born. A new size – with the same proven technology as the rest of our other high-end vests.



OVERSIZED ARM HOLES

CYLINDRICAL CONSTRUCTION

WATER RESISTANT

TAILORED FIT


2 WAY STRETCH

SHORT & STANDARD TORSO FIT

SUPPORTIVE BACK FOAM

2 TO 1 FOAM

CHEST & BACK
CUSHION FOAM



JUNIOR

size

75-105

WEIGHT (LBS)

27-30

CHEST SIZE (IN)

68.5-76

CHEST SIZE (CM)

JR. STANDARD

▶▶▶ ATLANTIS

✓ US/CANADA COAST
GUARD APPROVED

A girl's specific model for a very important size. Not quite ready to fill out a teen vest – but too tall to fit into our popular youth series. For the past several years we have been developing this new series with a panel of riders just hitting the century mark on the scale so we could determine the right fit. And so the Junior Atlantis Capella was born. A new size – with the same proven technology as the rest of our other high-end vests.



OVERSIZED ARM HOLES

CYLINDRICAL CONSTRUCTION

WATER RESISTANT

TAILORED FIT


2 WAY STRETCH

SHORT & STANDARD TORSO FIT

SUPPORTIVE BACK FOAM

2 TO 1 FOAM

CHEST & BACK
CUSHION FOAM



JUNIOR

size

75-105

WEIGHT (LBS)

27-30

CHEST SIZE (IN)

68.5-76

CHEST SIZE (CM)

KID'S STANDARD FIT

TOP GROM

✓ US COAST GUARD APPROVED

The standard in luxury kid's life jackets. All these vests are softer, extra comfortable, and most importantly, they float. This series has every premium innovation we could come up with. These jackets are made from a plush inner and outer neoprene material, have added fleece to further that lavish feeling, and also forgiving neoprene covered webbing straps. Everything about this series of kid's CGA jackets is designed for added coziness and durability, to allow for more time in the water or on the boat.

FLEECE LINER

2 WAY STRETCH

CHEST CUSHION FOAM

BACK SUPPORTIVE FOAM

NEOPRENE WEBBING COVER (CHILD/TODDLER)



YOUTH



CHILD



TODDLER

YOUTH size
55-88 WEIGHT (LBS)

CHILD size
33-55 WEIGHT (LBS)

TODDLER size
UP TO 30 WEIGHT (LBS)

KID'S STANDARD FIT

LAGUNA

✓ US COAST GUARD APPROVED

The standard in luxury kid's life jackets. All these neoprene vests are softer, extra comfortable, and most importantly, they float. This series has every premium innovation we could come up with. These jackets are made from a plush inner and outer neoprene material, have added fleece to further that lavish feeling, and also forgiving neoprene covered webbing straps. Everything about this series of kid's CGA jackets is designed for added coziness and durability, to allow for more time in the water or on the boat.

FLEECE LINER

2 WAY STRETCH

CHEST CUSHION FOAM

BACK SUPPORTIVE FOAM

NEOPRENE WEBBING COVER (CHILD/TODDLER)



YOUTH



CHILD



TODDLER

YOUTH size
55-88 WEIGHT (LBS)

CHILD size
33-55 WEIGHT (LBS)

TODDLER size
UP TO 30 WEIGHT (LBS)

KID'S STANDARD FIT

▶▶▶ VISION

- ✓ US/CANADA COAST GUARD APPROVED YOUTH AND CHILD
- ✓ US COAST GUARD APPROVED TODDLER

The foundation of kid's CGA jackets. Using materials and designs that will keep your child comfortable for an all-day boating adventure. Available in 3 vest sizes for the up and coming.



YOUTH



CHILD



TODDLER

FLEECE LINER

WATER RESISTANT

2 WAY STRETCH

CHEST CUSHION FOAM

BACK SUPPORTIVE FOAM

YOUTH

size 55-88
WEIGHT (LBS)

CHILD

size 33-55
WEIGHT (LBS)

TODDLER

size UP TO 30
WEIGHT (LBS)

KID'S STANDARD FIT

▶▶▶ AUGUST

- ✓ US/CANADA COAST GUARD APPROVED YOUTH AND CHILD
- ✓ US COAST GUARD APPROVED TODDLER

The foundation of kid's CGA jackets. Using materials and designs that will keep your child comfortable for an all-day boating adventure. Available in 3 vest sizes for the up and coming.



YOUTH



CHILD



TODDLER

FLEECE LINER

WATER RESISTANT

2 WAY STRETCH

CHEST CUSHION FOAM

BACK SUPPORTIVE FOAM

YOUTH

size 55-88
WEIGHT (LBS)

CHILD

size 33-55
WEIGHT (LBS)

TODDLER

size UP TO 30
WEIGHT (LBS)



VESTS

IMPACT JACKETS

Ronix always has your back. Engineered with mobility, comfort and style in mind.

»» CERTIFICATIONS

NON-COAST GUARD



Non-US Coast Guard Approved Impact Jacket

ONE
VADER
PURPLE HAZE
SUPREME
PRESIDENTE
MOONSTONE
RISE
CORAL

CE APPROVED



An EU Approved European Tournament Jacket

VADER
PURPLE HAZE
SUPREME
PRESIDENTE
RISE
CORAL

»» FOAMS

Bits and pieces of cohabitating bubbles all doing their special little thing. Regardless of the foam, all our vests are skived for better comfort and movement.

FLEX FOAM

It will bend, twist and turn in any direction you need it too.



»» FIT

MANHATTAN TAILORED FIT




Designed entirely for the avid waterman. We went deep into the outfitting process and borrowed some principles from lifelong NYC tailors who know what it takes to form a flawless fit. Once Mr. Manhattan got the dimensions all dialed in, the next step was to dial in the ratio of sizes ranging from XS all the way to a 4XL. So not only did we create the perfect fit, but we have it in 8 different sizes.

STANDARD & LONGER TORSO FIT



Vests that fit traditional chest lengths or longer versions - it's just a little awkward when your belly button is saying hello.

WOMEN'S TAILORED FIT



We took our award winning fit and adapted it for a woman's physique.


OVERSIZED ARM HOLES



Sometimes those arms like to flap - these bigger holes let you roll the windows down with ease.


»» FUNCTION

STITCHED BY ROBOTS



We have a robot that can thread the needle and weave the dream like no other lifejacket. Stitching our way to happiness with 39 precision individual flex segments.

SILK SKIN




The least abrasive material to ever be used in the life vest world. Extra smooth to the touch - and extra repellant to water.

4 WAY STRETCH



Your body can end up in some contorted positions when you are riding - this material has the mobility to take that journey with you.

WATER RESISTANT LINER



You know that annoying face you make when you have to try on your buddy's wet life vest? Not no more. We created a liner that greatly reduces water seeping into a vest, and most importantly, reducing the weird "wet vest" face.

ENGINEERED CROSS WOVEN MESH



A more adaptive material than a traditional neoprene.

IMPACT

▶▶ ONE

⚠️ NON CGA APPROVED

Tyler Higham's chef-d'oeuvre forms to your chest like no other water garment with our diamond flex foam. Designed by a Manhattan tailor, dropped into a computer and scaled to fit just the right way. Made with an extra conforming and water-resistant engineered mesh material.

INSIDE SILK SKIN QUICK DRY FABRIC

OVERSIZED ARM HOLES

WATER RESISTANT


MANHATTAN TAILORED FIT

4 WAY STRETCH

ENGINEERED MESH

STANDARD & LONGER TORSO FIT

CHEST & BACK
DIAMOND FLEX FOAM



S	M	L	XL	2XL	size
31-34	34-37	37-40	40-43	43-45	CHEST SIZE (IN)
79-86	86-94	94-102	102-109	109-114	CHEST SIZE (CM)

IMPACT

VADER

✓ CE APPROVED

⚠ NON CGA APPROVED

Most everything we sell is conceptualized by the Big 3 – Reps, Riders, and Retailers. The engineers at Ronix have been thinking of their ultimate aquatic dream machine for years now. So they bought a Robot had it craft a vest with roughly 3 times the amount of segments of a traditional impact jacket for the ultimate in mobility. They then worked with a leading textile supplier on a new fabric that takes soft to the touch to a new level, aka Silk Skin.

OVERSIZED ARM HOLES

WATER RESISTANT

MANHATTAN TAILORED FIT

4 WAY STRETCH

STITCHED BY ROBOTS

SILK SKIN

STANDARD & LONGER TORSO FIT

CHEST & BACK
AIR FOAM

XS S M L XL 2XL

28-31
71-7931-34
79-8634-37
86-9437-40
94-10240-43
102-10943-45
109-114

size

CHEST SIZE (IN)
CHEST SIZE (CM)

IMPACT

PURPLE HAZE

✓ CE APPROVED

⚠ NON CGA APPROVED

We love Massi and Jimi – and an impact jacket that has inspiration from both. A lightweight impact jacket with added 4 Way Stretch, a fit tailored by our friends in Manhattan and a fresh new paint job as vibrant as your riding will take you.

OVERSIZED ARM HOLES

WATER RESISTANT

MANHATTAN TAILORED FIT

4 WAY STRETCH

STITCHED BY ROBOTS

STANDARD & LONGER TORSO FIT

CHEST & BACK
FLEX FOAM**XS**28-31
71-79**S**31-34
79-86**M**34-37
86-94**L**37-40
94-102**XL**40-43
102-109**2XL**43-45
109-114

size

CHEST SIZE (IN)

CHEST SIZE (CM)

IMPACT

»» SUPREME

✓ CE APPROVED

⚠ NON OGA APPROVED

The Pinnacle of unassuming flamboyance. When we think of Jake Pelot and this Supreme jacket we think of modesty. It's fitting that the two like each other; one of the sport's most stylish rider prefers this unpretentious chic impact jacket with Impact CE Approval.

OVERSIZED ARM HOLES

WATER RESISTANT

MANHATTAN TAILORED FIT

4 WAY STRETCH

STANDARD & LONGER TORSO FIT

CHEST & BACK
FLEX FOAM

S	M	L	XL	2XL	size
31-34	34-37	37-40	40-43	43-45	CHEST SIZE (IN)
79-86	86-94	94-102	102-109	109-114	CHEST SIZE (CM)

IMPACT

PRESIDENTE

✓ CE APPROVED

⚠ NON OGA APPROVED

Conceptualized by the boss of Ronix – a new 5-year classic construction, fit and look. This timeless piece comes in at our most affordable value impact jacket – yet still comes with our 4-way stretch, and extra smooth Silk Skin.

SILK SKIN

OVERSIZED ARM HOLES

WATER RESISTANT

MANHATTAN TAILORED FIT

4 WAY STRETCH

STANDARD & LONGER TORSO FIT

CHEST & BACK
FLEX FOAM



XS S M L XL 2XL

28-31
71-79

31-34
79-86

34-37
86-94

37-40
94-102

40-43
102-109

43-45
109-114

size

CHEST SIZE (IN)

CHEST SIZE (CM)

IMPACT

MOON STONE

 NON CGA APPROVED

Last year we took you on a space voyage of added nocturnal cutlines. This year we wanted to turn up the volume on our extra soft Silk Skin material. A built-in skier down flag of awareness awaits the rider at all times along with the added flexibility that comes from our 39 individual segments.

OVERSIZED ARM HOLES

WATER RESISTANT

WOMEN'S TAILORED FIT

4 WAY STRETCH

STITCHED BY ROBOTS

SILK SKIN

STANDARD & LONGER TORSO FIT

CHEST & BACK
FLEX FOAM



XS	S	M	L	XL	size
26-28	29-32	33-35	36-38	39-41	CHEST SIZE (IN)
66-71	74-81	84-89	91-97	98-104	CHEST SIZE (CM)

IMPACT

MOON STONE

 NON CGA APPROVED

The engineers at Ronix have been thinking of their ultimate aquatic dream machine for years now. So they bought a Robot had it craft a vest with roughly 3 times the amount of segments of a traditional impact jacket for the ultimate in mobility. Then worked with a leading textile supplier on a new fabric that takes soft to the touch to a new level, aka Silk Skin. 39 segments – each created with extra mobility in mind.

OVERSIZED ARM HOLES

WATER RESISTANT

WOMEN'S TAILORED FIT

4 WAY STRETCH

STITCHED BY ROBOTS

SILK SKIN

STANDARD & LONGER TORSO FIT

CHEST & BACK
FLEX FOAM



XS	S	M	L	XL	size
26-28	29-32	33-35	36-38	39-41	CHEST SIZE (IN)
66-71	74-81	84-89	91-97	98-104	CHEST SIZE (CM)

IMPACT

RISE

✓ CE APPROVED

✗ NON OGA APPROVED

A lightweight impact fashion garment. Ladies we would like to cordially invite you to the world of lightweight impact vests. The Rise might not check the buoyancy box with the Coast Guard - but has independence in its mobility with flex foam.

OVERSIZED ARM HOLES

WATER RESISTANT

WOMEN'S TAILORED FIT

4 WAY STRETCH

STANDARD & LONGER TORSO FIT

CHEST & BACK
FLEX FOAM

XS	S	M	L	XL
26-28	29-32	33-35	36-38	39-41
66-71	74-81	84-89	91-97	98-104

size

CHEST SIZE (IN)

CHEST SIZE (CM)

IMPACT

CORAL

✓ CE APPROVED

⚠ NON CGA APPROVED

The latest impact jacket to grace the waterway. This new stunner shares similar lines as the Rise impact jacket. For tenacious swimming females that are okay with sacrificing buoyancy for reduced weight and greater mobility with flex foam.

OVERSIZED ARM HOLES

WATER RESISTANT

WOMEN'S TAILORED FIT

4 WAY STRETCH

STANDARD & LONGER TORSO FIT

CHEST & BACK
FLEX FOAM

XS	S	M	L	XL	size
26-28	29-32	33-35	36-38	39-41	CHEST SIZE (IN)
66-71	74-81	84-89	91-97	98-104	CHEST SIZE (CM)

A close-up photograph of a person's hands holding a coiled blue and white wakeboard rope. The person is wearing a tan wetsuit with black zippers and a blue and white patterned wakeboard. The background is a blurred view of water.

ROPES & HANDLES

WAKEBOARD SERIES

It is accurate to follow a straight line to Ronix ropes and handles. From mainlines that float, to innovations that will help you chase the endless summer, all the way to kid's wake/surf packages - we have the premier line up.

▶▶ ROPE + HANDLE TECH

NYLON W/ SILICONE BUMPER END CAPS



The One handle has a nylon-based construction with soft silicone honeycomb hand bumpers.

SILICONE END CAPS



We have developed an ultralightweight silicone molded end cap durable enough for summer's wear and tear.

SILICONE SEAM GRIP CLOSURE




We've gone from that old baseball stitching weave to a Silicone Seam that is buttery smooth on your hands.

TAPE SEAM GRIP CLOSURE




A few of our wake and surf handles have tape seams. Providing a seamless material grip wrapped around our airplane aluminum dowels.

BARLOCK



Whether it's on our G10 Carbon, nylon over molded, or Dyneema end caps, all our handles are made with BarLock to prevent twisting. An anti-roll handle helps the rider focus on riding behind the boat, rather than re-gripping the handle after each trick or pass across the wake.

SPECTRA FUSION ROPE



We have an exclusive new aged Spectra Fusion rope from our Holland Dyneema factory. These fibers are 30% stronger and lighter than your regular Dyneema or Spectra rope. After a 30-minute set your arms will thank you.

3D BADGES




3D seamless heat transfer badges.

BIMINI SPINNER QUICK CONNECT




Our new quick connect carabiner that's near the Bimini edges to help you switch out your wake to surf to foils ropes in a snap. Comes with two sections to adjust to your Biminis/Pylon lengths.

SURF/WAKE/FOIL ROPE SPINNER



2FT Spinner attachment that keeps your surf rope and wake/foil mainlines always untangled. Attaches to pylon tower.

SURF STRETCH SECTION



2ft 1" dia. Bungee section that attaches to your pylon tower, helps slingshot you and your board into the surf pocket with ease.

▶▶▶ RXT HANDLE

END CAP: Molded Silicone BarLock

GRIP: 3D Molded Hide Grip

FEATURES

- + Dyneema BarLock = less handle rotation
- + 15" Extra tacky hide grip w/ 3D molded diamond dual density EVA
- + 1.30" Handle diameter
- + T6 Lightweight aircraft aluminum dowel
- + EVA inside handlebar for flotation
- + Handle strung with 12-strand Dyneema rope
- + Removable 24-strand Spectra fusion 3' section
- + Available in single handle
- + "T" wrap handle section sold separately



▶▶▶ SUPREME HANDLE

END CAP: Molded Silicone BarLock

GRIP: Tacky Hide Grip

FEATURES

- + Dyneema BarLock = less handle rotation
- + 15" Extra tacky hide grip material w/ silicone seam closure
- + 1.15" Handle diameter
- + T6 Lightweight aircraft aluminum dowel
- + EVA inside handlebar for flotation
- + Handle strung with 12-strand Dyneema rope
- + Removable 24-strand Spectra Fusion 3' section
- + Available in single handle
- + "T" wrap handle section sold separately



▶▶▶ NORTH HANDLE

END CAP: Molded Silicone BarLock

GRIP: Tacky Hide Grip

FEATURES

- + Dyneema BarLock = less handle rotation
- + 15" extra tacky hide grip material w/ silicone seam closure
- + 1.25" Handle diameter
- + T6 Lightweight aircraft aluminum dowel
- + EVA inside handlebar for flotation
- + Handle strung with 12-strand Dyneema rope
- + Removable 24-strand Spectra Fusion 3' section
- + Available in single handle
- + "T" wrap handle section sold separately




»» ENVOY HANDLE

END CAP: Molded Silicone BarLock

GRIP: Tacky Hide Grip

FEATURES

- + Dyneema BarLock = less handle rotation
- + 15" Extra tacky hide grip material w/ taped seam closure
- + 1.10" Handle diameter
- + T6 Lightweight aircraft aluminum dowel
- + EVA inside handlebar for flotation
- + Handle strung with 12-strand Dyneema rope
- + Removable 24-strand Spectra Fusion 3' section
- + Available in single handle
- + "T" wrap handle section sold separately



»» RXT MAINLINE

80' floating ultra-thin Spectra Fusion mainline

FEATURES

- + New age Spectra Fusion, 30% stronger!
- + Buoyant technology - it floats!
- + 16-Strand Spectra Fusion w/ 100% Dyneema core
- + Abrasion free, snag resistant cover
- + 85ft total length including handle
- + One - 45ft section
- + Seven total take off sections
 - One - 10' take off section
 - Four - 5' take off sections
 - Two - 2.5' take off sections
- + Comes with rope caddy



»» R8 MAINLINE

80 Ft floating hard silicone coated Dyneema mainline, w/embossed honeycomb pattern.

FEATURES

- + Ultra-thin round silicone coated cover
- + Two-tone colored mainline
- + Buoyant technology - it floats!
- + 100% Dyneema core
- + Abrasion free, snag resistant cover
- + 85ft total length including handle
- + One - 45' section
- + Seven total take off sections
 - One - 10' take off section
 - Four - 5' take off sections
 - Two - 2.5' take off sections
- + Comes with rope caddy



►► T-WRAP YOKE SECTIONS

GRIP: EVA

FEATURES

- + 24 Strand Spectra Fusion
- + 3' Section
- + 4" Wide EVA wrap handle
- + Available in S/M 28" or L/XL 30"



►► ONE COMBO

MAINLINE: R8 80' 8-Section w/embossed honeycomb pattern
Two-tone colored mainline

GRIP: Tacky Hide Grip

FEATURES

- + Nylon BarLock = less handle rotation
- + 15" Extra tacky hide grip material w/ taped seam closure
- + 1.25" Handle diameter
- + T6 Lightweight aircraft aluminum dowel
- + EVA inside handlebar for flotation
- + Handle strung with 12-strand Dyneema rope
- + Filled inside with EVA for flotation
- + 85ft total length including handle
- + One - 45ft section
- + Seven total take off sections
 - One - 10' take off section
 - Four - 5' take off sections
 - Two - 2.5' take off sections
- + Available in single handle
- + "T" wrap handle section sold separately
- + Comes with rope caddy



►► COMBO 6.0

MAINLINE: R6 80' - 6 Sections

GRIP: 3D Molded Hide

FEATURES

- + 15" Hide grip with 3D molded pattern for an extra tacky grip
- + Nylon BarLock = less handle rotation
- + 3 mm Thick memory foam
- + 1.15" Handle diameter
- + Handle strung with 12-strand Dyneema rope
- + Filled inside with EVA for flotation
- + R6 80' mainline w/ 6-sections
- + Comes with rope caddy
- + Available in: White, Neon Red, Yellow



COMBO 5.5

MAINLINE: R6 80' - 6 Sections

GRIP: 3D Molded Hide - w/ "T" Wrap Handle

FEATURES

- + 15" Hide grip with 3D molded pattern for an extra tacky grip
- + Dyneema BarLock = less handle roll
- + 3mm Thick memory foam
- + 1.15" Handle diameter
- + 6" "T" wrap handle
- + Handle strung with 12-strand Dyneema rope
- + Filled inside with EVA for flotation
- + R6 80' mainline w/ 6-sections
- + Comes with rope caddy
- + Available in: Green, Yellow, White



COMBO 5.0

MAINLINE: R6 80' - 6 Sections

GRIP: 3D Molded Hide

FEATURES

- + 15" Hide grip with 3D molded pattern for an extra tacky grip
- + Dyneema BarLock = less handle roll
- + 3mm Thick memory foam
- + 1.15" Handle diameter
- + Handle strung with 12-strand Dyneema rope
- + Filled inside with EVA for flotation
- + R6 80' mainline w/ 6-sections
- + Comes with rope caddy
- + Available in: Green, Yellow, White



▶▶▶ WOMEN'S COMBO

MAINLINE: Solin 70' 4 Sections

GRIP: Extra Tacky Hide

FEATURES

- + 15" Hide with embroidered grip
- + Dyneema BarLock = less handle roll
- + 2mm Thick memory foam
- + 1" Handle diameter
- + Handle strung with 12-strand Dyneema rope
- + Solin 70' mainline with 4-sections
- + Comes with rope caddy



▶▶▶ COMBO 4.0

MAINLINE: Solin 75' 5 Sections

GRIP: 3D Molded Hide

FEATURES

- + 15" Hide grip with 3D molded pattern for an extra tacky grip
- + Dyneema BarLock = less handle roll
- + 3mm Thick memory foam
- + 1.15" Handle diameter
- + Handle strung with 12-strand Dyneema rope
- + Filled inside with EVA for flotation
- + Solin 75' mainline with 5-sections
- + Comes with rope caddy
- + Available in: Black, Blue, Red



COMBO 3.0

MAINLINE: Solin Hybrid 70' 4 Sections

GRIP: Embroidered Hide

FEATURES

- + 15" Hide with embroidered grip
- + Dyneema BarLock (anti-roll)
- + 3mm Thick memory foam
- + 1.15" Handle diameter
- + Handle strung with 12-strand Dyneema rope
- + Filled inside with EVA for flotation
- + Solin hybrid PE 70' mainline with 4-sections
- + Comes with rope caddy
- + Available in: Black, Blue, Red



COMBO 2.0

MAINLINE: 65' Low Stretch 4 Sections

GRIP: Embroidered Hide

FEATURES

- + 15" Hide with embroidered grip
- + 3mm Thick EVA end caps
- + 1.15" Handle diameter
- + 65' Low stretch PE mainline with 4-Sections
- + Comes with rope caddy
- + Available in: Blue/Yellow, Red/Grey, White/Grey



COMBO 1.0

MAINLINE: 65' Low Stretch 4 Sections

GRIP: TPR Rubber Grip

FEATURES

- + 15" Tacky TPR rubber grip
- + 1" Handle diameter
- + 7" Flotation foam
- + 65' Low stretch PE mainline with 4-Sections
- + Comes with rope caddy



KID'S COMBO

MAINLINE: 55' Low Stretch 4 Section

GRIP: Embroidered Hide

A kid's combo setup created for small hands, big dreams and a line with some give.

FEATURES

- + 14" Length
- + Narrow .94" Diameter hide handle
- + 7" Flotation foam
- + 65' PE mainline w/ 6-sections
- + Comes with rope caddy





ROPES & HANDLES

WAKESURF SERIES

Toss buckets and your handle with this new tropical swirl assortment.

▶▶▶ RECON

BIMINI QUICK CONNECT SURF ROPE WITH HANDLE

FEATURES

- + 11" Extra tacky hide taped seams w/ 3D badge grip
- + Inside EVA for flotation
- + 3mm Thick memory foam
- + 1.15" Handle diameter
- + R8 PVC coated Dyneema ultra-light rope
- + Comes with rope caddy

WITH BIMINI TOP QUICK CONNECT

- + 34' w/ 9-sections
- + Bimini Quick Connect Carabiner w/ Spinner Section

***ONLY USE WITH LAST SECTION OF ROPE**

***ONLY USE WITH BIMINI UP/IN-USE**

WITHOUT BIMINI TOP QUICK CONNECT

- + 30' w/ 7-sections



WITH BIMINI TOP QUICK CONNECT



WITHOUT BIMINI TOP QUICK CONNECT

▶▶▶ SPINNER SYNTHETIC CARBON

SURF ROPE WITH HANDLE

FEATURES

- + Carbon synthetic leather wrap cover
- + Nylon semi BarLock (anti-roll)
- + 11" Hide grip w/ 3D molded pattern for an extra tacky grip
- + 3mm Thick memory foam
- + 1.25" Handle diameter
- + 30' w/ 9-sections – set your rope to your exact length
- + Swivel attachment to minimize rope twisting
- + Comes with rope caddy

***ONLY USE WITH LAST SECTION OF ROPE**



SPINNER SILICONE

SURF ROPE WITH HANDLE

FEATURES

- + 11" Extra tacky hide w/ 3D badge grip
- + Inside EVA for flotation
- + 3mm Thick memory foam
- + 1.15" Handle diameter
- + 25' w/ 4-sections
- + Swivel attachment to minimize rope twisting
- + Comes with rope caddy

***ONLY USE WITH LAST SECTION OF ROPE**



PU / BUNGEE

SURF ROPE WITH HANDLE

FEATURES

- + PU synthetic leather wrap cover
- + Nylon semi bar lock (anti-roll)
- + 11" Hide grip w/ 3D molded pattern for an extra tacky grip
- + 3mm Thick memory foam
- + 1.25" Handle diameter
- + 25' w/ 4-sections
- + 2' Bungee section helps you get into the pocket faster
- + Comes with rope caddy



SILICONE / BUNGEE

SURF ROPE WITH HANDLE

FEATURES

- + 11" Hide with screened grip
- + Inside EVA for flotation
- + 3mm Thick memory foam
- + 1.15" Handle diameter
- + 6" Two-tone machined flotation foam
- + 25' w/ 4-sections
- + 2' Bungee section helps you get into the pocket faster
- + Comes with rope caddy
- + Available in: White Out, Tropical Swirl and Volt Green



▶▶ BUNGEE

SURF ROPE WITH HANDLE

FEATURES

- + 10" Handle with embroidered grip
- + 3mm Thick memory foam
- + 1.15" Handle diameter
- + 7" Flotation foam
- + 25' w/ 4-sections
- + 2' Bungee section helps you get into the pocket faster
- + Available in: Prism, Mocha, Blue and Red



WOMEN'S SILICONE / BUNGEE

SURF ROPE WITH HANDLE

FEATURES

- + 11" Hide with screened grip
- + Inside EVA for flotation
- + 3mm Thick memory foam
- + 1.15" Handle diameter
- + 6" Two-tone machined flotation foam
- + 25' w/ 4-sections
- + 2' Bungee section helps you get into the pocket faster



WOMEN'S BUNGEE

SURF ROPE WITH HANDLE

FEATURES

- + 10" Tacky Lycra grip
- + 3mm Thick memory foam
- + 1.15" Handle diameter
- + 7" Flotation foam
- + 25' w/ 4-sections
- + 2' Bungee section helps you get into the pocket faster



KID'S

SURF ROPE WITH HANDLE

FEATURES

- + 8" Tacky Lycra grip
- + 3mm Thick memory foam
- + 1" Handle diameter
- + 7" Flotation foam
- + 25' w/ 4-sections



►►► SURF/WAKE/FOIL

BIMINI QUICK CONNECT SPINNER ATTACHMENT

For those people that are vertically challenged or have a Bimini that's too far away from the tower pylon. We have the solution for you, our new quick connect carabiner that's near the Bimini edge to help you switch out your wake to surf to foil ropes in a snap.

FEATURES

- + Pylon Spinner attachment
- + 4' PE low stretch rope
- + 3 - Sections
- + Last Section - Carabiner Quick Connect

***ONLY USE WITH LAST SECTION OF ROPE**
***ONLY USE WITH BIMINI UP/IN-USE**



►►► SURF/WAKE/FOIL

SPINNER ATTACHMENT

You know what the closest thing to gum in your hair is? A tangled rope. Fortunately, we have a cure for it - the 2' spinner section zigs when your rope & handle zigs.

FEATURES

- + Attaches to pylon
- + For surf, foil & wakeboard ropes

***ONLY USE WITH LAST SECTION OF ROPE**



►►► 5FT SURF ROPE

ATTACHMENT

FEATURES

- + 5' PE low stretch rope



727 FOIL COMBO

14 IN HANDLE 77.5' 10-SECT. PE ROPE (INCLUDING HANDLE)

MAINLINE: 77.5' PE Low Stretch 10-Section

GRIP: Tacky Hide Grip

A specific rope and handle package for foiling. Wider than a surf handle and over twice the length and featuring 10 different sections for both first and second wave. Want to foil in the first wave - we have 5 length option and for the second wave - we have another 5 options there too. Our new 14" handle grip with a low stretch 5/16" diameter PE multi-section mainline will get you into the pocket of any wave. Quite arguably the coolest invention since eye drops. Oh yeah, we almost forgot - this bad boy floats too.

FEATURES

- + 14" Hide grip w/ 3D molded honeycomb dual density grip
- + 3mm Thick memory foam
- + 1.3" Handle diameter
- + Inside EVA for floatation
- + 77.5' Low stretch PE mainline w/ 10-sections (including handle)
- + Comes with a rope caddy



727 FOIL MAINLINE

72.5' 10-SECTION PE MAINLINE

Already have your beloved favorite wakeboard handle and just looking to pair it with a foil specific rope. We proudly present this new gem - with over twice the length and 10 different sections for both first and second wave. Want to foil in the first wave? We have 5 length options or for the second wave - we have another 5 options there too. Our low stretch 5/16" diameter PE multi section mainline will get you where you want to be. Quite arguably the coolest invention since cutting and pasting was created on the keyboard. Oh yeah, we almost forgot - this bad boy floats too.

FEATURES

- + 72.5' Low stretch PE mainline w/ 10 - sections
- + Comes with a rope caddy



▶▶ LINKS WHEELIE

PADDED BOARD CASE

The ultimate traveling piece on wheels for all your marine festivities.

FEATURES

- + TSA approved combination Lock
- + Durable padded shell
- + Wheelie transportation with dual end carry handles
- + 1 Internal zippered pocket
- + Heavy duty YKK zipper

FITS UP TO 153 CM



▶▶ BATTALION

PADDED BOARD CASE

A padded traveling den. Roomy enough to fit all your stash.

FEATURES

- + Durable padded shell
- + Shoulder strap
- + 1 External zippered pocket

FITS UP TO 145 CM



▶▶ SQUADRON

PADDED BOARD CASE

A semi-padded board bag with enough features to leave your board with a smile on her face.

FEATURES

- + Durable half padded shell
- + Shoulder strap
- + 1 External zippered pocket

FITS UP TO 145 CM



►►► DAWN

PADDED BOARD CASE

You wouldn't want your new Rise Collection to get dinged up, would you? This bag is proportioned to fit any women's boat/boot set up in our line.

FEATURES

- + Durable half padded shell
- + Shoulder strap
- + 1 External zippered pocket

FITS ANY RONIX WOMEN'S WAKEBOARD



►►► COLLATERAL

NON-PADDED BOARD CASE

We also have a really nice unpadded board bag at an affordable value.

FEATURES

- + 1 External zippered pocket
- + Shoulder strap

FITS UP TO 145 CM



►►► BULWARK

NEO SLEEVE

Think of it as a jimmy for your board. A responsible choice at our most affordable value.

FEATURES

- + Prevents unprotected traveling dings
- + Shoulder strap

UP TO 136 CM

UP TO 146 CM

UP TO 155 CM



FOIL KIT

PADDED CASE

Every foil kit comes with a variation of this extra padded gem. A levitating locker neatly labeled to have an organized day on the lake. Pockets for multiple masts, fuselages and your favorite wing, mast, hardware kit, etc. Don't want to bring this backpack of delight in your boat? No problem we have front wing, rear stabilizer and mast protective covers.

FEATURES

- + Heavy duty padded case
- + Water-resistant liner
- + Individual labeled pockets inside for each foil part

13 IN TALL | 33 CM
36 IN WIDE | 91.4 CM
6 IN DEEP | 15.2 CM

2808 CUBIC INCHES (46 L)

727 FOIL

PADDED BOARD CASE

Flight 727 requires the correct luggage. Complete with a butterfly opening so you can carry your complete quiver without disassembling your foil kit. Fits any Ronix foilboard model and size.

FEATURES

- + Super durable double padded shell
- + 600D Water resistant inside poly canvas material
- + Foil zipper opening - For easy access when putting your board with attached foil inside
- + Heavy duty #10 YKK zipper
- + Three carrying options - handles, shoulder strap or hidden backpack straps
- + 1 inside pocket Up to 4ft 8in (146cm)

59 IN TALL | 149.9 CM
24 IN WIDE | 61 CM

PORTSIDE

GEAR CASE

Your 3rd and 4th hand for the boating experience. THE bag to carry all the extras you want to bring on the boat - toss them in the Portside Gear Case. Dries quick with our breathable side mesh material.

FEATURES

- + Large over-sized backpack for most of your gear
- + Heavy duty mesh side gussets to let your gear breath
- + Padded backpack strap
- + 3 External pockets
- + 2 Inside pockets

24.25 IN TALL | 61.6 CM
17.75 IN WIDE | 45 CM
14.75 IN DEEP | 37.5 CM

6349 CUBIC INCHES (104 L)



▶▶▶ **TRANSFER**

TRAVEL LUGGAGE

Perfect for any destination.

FEATURES

- + Split level design
- + Multiple compartments
- + Mesh dividers
- + Heavy duty zipper
- + Telescope pulling handle
- + Two-wheeler

29 IN TALL | 71 CM
14.5 IN WIDE | 37 CM WIDE
14 IN DEEP | 35.5 CM
6712 CUBIC INCHES (110 L)



▶▶▶ **DRAW STRING**

SACK

Your new favorite adventure bag is ready when you are. The Ronix Drawstring Sack is made from the highest of quality material and strong-like-bull rope cord.



▶▶▶ **SURF FIN CASE**

Fits all your surf fins, with 5 individual mesh pockets.

FEATURES

- + Small and compact
- + Holds up to 5 sets of fins of any configuration
- + Will also hold our foil hardware case
- + Built in hanging system



►► DEMPSEY SURF CASE

Twice as much padding as any of our board bags. We want to make sure your surf constructed board can get there safely.

FEATURES

- + Super durable padded shell
- + Shoulder strap
- + Fin protector
- + 1 External zippered pocket
- + Internal board divider – fits two boards inside
- + 5'2" case includes 3D fin opening



UP TO 5'2" ROUND NOSE

UP TO 5'9" POINTY NOSE

►► BIMINI BOARD CASE

Bimini top 4pc surfboard rack. *Do not exceed 20 mph

FEATURES

- + Holds 4 boards in individual sleeves
- + 4 Fin pockets, 2 per side
- + Includes 8 adjustable webbing straps to anchor to your Bimini frame



►► SURF SOCK

Protect your favorite fragile aquatic slasher wakesurf or wakefoil board from the obstructions of your day-to-day rigors.

ROUND NOSE SIZES

UP TO 4'4"
UP TO 6'



POINTY NOSE SIZES

UP TO 4'4"
UP TO 5'1"
UP TO 6'



WIDE NOSE SIZES

UP TO 6'



▶▶▶ HEAD HONCHO PONCHO

- + Change towel and boat coat in one
- + Bottom Pockets have inside zippers for easy access inside to help tie/untie your boardie's, shorts, pants, etc.
- + S/M & L/XL



▶▶▶ RONIX CHANGE PONCHO

- + Dry and warm at the same time
- ONE SIZE FITS MOST



▶▶▶ WET/DRY NEO SHELL

- + Water repellant outer shell
- S, M, L, XL, 2XL



▶▶▶ MEN'S UV SHADE WICK DRY HOODIE

- + A buffet of wick drying excellence
- S, M, L, XL, 2XL



▶▶▶ WOMEN'S UV SHADE WICK DRY HOODIE

- + Blocking sun and wicking moisture since not very long ago
- S, M, L, XL



▶▶▶ BOY'S UV SHADE WICK DRY LONG SLEEVE

- + Breathable wickability for the homies
- YOUTH, CHILD, TODDLER



▶▶▶ GIRL'S UV SHADE WICK DRY LONG SLEEVE

- + After riding fashion and protection
- YOUTH, CHILD, TODDLER



▶▶▶ THROWBACK HOODIE

- + A nod to the past with this new/old hoody
- S, M, L, XL, 2XL



OLD SKOOL T-SHIRT

+ 1996 was a beautiful summer – gone but not forgotten
S, M, L, XL, 2XL



MEGACORP T-SHIRT

+ A manifestation of financial supremacy
S, M, L, XL, 2XL



SARGE T-SHIRT

+ Did you know green is associated to tranquility and good luck
S, M, L, XL, 2XL



PARADISE T-SHIRT

+ Welcome to cotton utopia
S, M, L, XL



GENISIS 5-PANEL HAT

+ Snap Back Hat
ONE SIZE FITS MOST



FORESTER 5-PANEL HAT

+ Perforated Hat - Nylon Lock
ONE SIZE FITS MOST



▶▶▶ RONIX ICON DIE-CUT STICKER

+ Available in Black and White
7" X 7"



▶▶▶ RONIX LOGO DIE CUT STICKER

+ Available in Black and White
2.5" X 9" | 3" X 15" | 24"



▶▶▶ RONIX SURF ICON STICKER

+ Iridescent Color
+ Available individually or in a
25 pack
5" X 5"



▶▶▶ RONIX STICKER SHEET

+ 9 different ways to raise the
flag on your favorite board
riding brand



▶▶▶ RONIX KRAKEN STICKER

+ Available individually or in a
25 pack



▶▶▶ RONIX COLDY- HOLDY

+ Reversible neoprene beverage
temperature regulator



+ Nonreversible neoprene
beverage temperature regulator
+ Attaches to your vest strap



▶▶▶ RONIX KEY- CHAIN FLOAT

+ Assorted 5 pack - Buoyancy
foam included - she's a floater



▶▶▶ RONIX KID'S BOOK

+ Teach those kids to wakeboard



▶▶▶ RONIX BOARD BENCH

- + Lounge in style



▶▶▶ RONIX 3 X 10 BANNER

- + Nicest grommets in the biz



▶▶▶ WAKEBOARD HANGER

- + Suspends your wakeboards to consolidate space
- + Available individually or in a 25 pack



▶▶▶ WAKESURF HANGER

- + Suspends your wakesurfers to consolidate space
- + Available for Fin-S or Button
- + Available individually or in a 25 pack



▶▶▶ RONIX BOARD STRAP WEBBING HANGER

- + Holds 4 wakeboards, surfboards or foilboards
- + Two webbing clips for attachment



▶▶▶ RONIX ROPE CADDY

- + Nylon rope and handle caddy
- + Velcros together
- + Brass grommet for easy storage
- + Available individually or in a 25 pack



▶▶▶ RONIX FEATHER BANNER

- + It's actually made out of polyethylene not feathers. Sorry if the description is misleading



▶▶▶ RONIX EASY UP TENT

- + A 10' x 10' portable structure of awesomeness

